

# High Frequency Ceramic Solutions

**915MHz Impedance Matched/Balun/BPF Integrated Component for T.I. CC110X, P/N 0915BM15A0001  
CC111X, CC113X and CC115X, CC110L, CC113L, CC115L, CC430 and RF430**

Detail Specification: 7/8/2014

Page 1 of 4

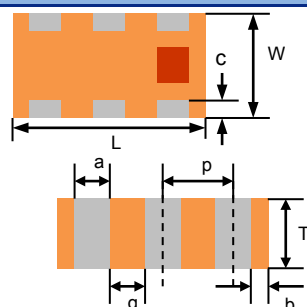
General Specifications			
Part Number	0915BM15A0001	Insertion Loss	2.0 dB max
Frequency (MHz)	902 - 928	Return Loss	9.5 dB min.
Unbalanced Impedance	50 Ω	Phase Difference	180° ± 15
Balanced Impedance	Impedance-Matched to T.I. CC110X, CC111X, CC113X and CC115X, CC110L, CC113L, CC115L, CC430 and RF430 Chipsets	Amplitude Difference	1.5 dB
		Input Power	1W max. (CW)
		Reel Quantity	4,000
Attenuation <sup>1</sup>	5 min. @ 745MHz	Operating Temperature	-40 to +105°C
	30 min. @ 1830MHz		
	40 min. @ 2745MHz		
	45 min. @ 3660MHz		
		Recommended Storage Conditions	+5 ~ +35 °C, Humidity 45~75%RH, 18 months. 1 week max after opened <sup>2</sup>

<sup>1</sup>Note: Band Pass Filtering included

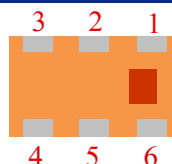
<sup>2</sup>For more info go to [www.johansontechnology.com/silverleads](http://www.johansontechnology.com/silverleads)

Part Number Explanation				
P/N Suffix	Packing Style	Bulk	Suffix = S	Eg. 0915BM15A0001S
		T & R	Suffix = E	Eg. 0915BM15A0001E
	Termination style	AgPt	Suffix = None	Eg. 0915BM15A0001(E or S)
	Evaluation Board	0915BM15A0001-EBSMA		

Mechanical Dimensions		
	In	mm
L	0.079 ± 0.004	2.00 ± 0.10
W	0.049 ± 0.004	1.25 ± 0.10
T	0.028 ± 0.004	0.70 ± 0.10
a	0.012 ± 0.004	0.30 ± 0.10
b	0.008 ± 0.004	0.20 ± 0.10
c	0.012 +.004/-0.008	0.30 +0.1/-0.2
g	0.014 ± 0.004	0.35 ± 0.10
p	0.026 ± 0.002	0.65 ± 0.05



Terminal Configuration			
No.	Function	No.	Function
1	Unbalanced Port	4	Balanced Port <sup>3</sup>
2	GND	5	GND
3	Balanced Port <sup>3</sup>	6	GND



<sup>3</sup>Balanced ports are DC-Blocked from pins 1-2-5-6. Blocking capacitor is embedded, no need for external DC-Blocking cap at GND pins or unbalanced

Johanson Technology, Inc. reserves the right to make design changes without notice.

All sales are subject to Johanson Technology, Inc. terms and conditions.



[www.johansontechnology.com](http://www.johansontechnology.com)  
4001 Calle Tecate • Camarillo, CA 93012 • TEL 805.389.1166 FAX 805.389.1821

Ver 2.2

2014 Johanson Technology, Inc. All Rights Reserved

# High Frequency Ceramic Solutions

915MHz Impedance Matched/Balun/BPF Integrated Component for T.I. CC110X, P/N 0915BM15A0001  
CC111X, CC113X and CC115X, CC110L, CC113L, CC115L, CC430 and RF430

Detail Specification: 7/8/2014

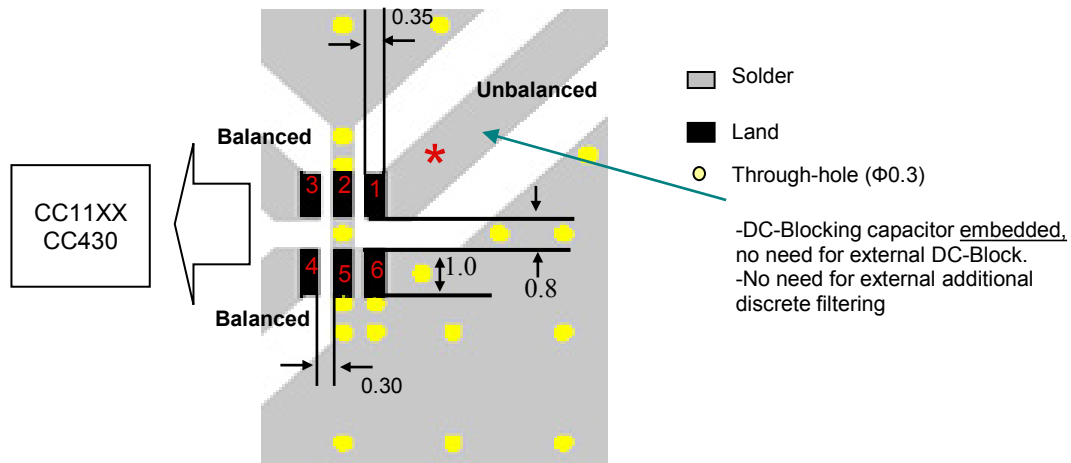
Page 2 of 4

## Mounting Considerations



Mount these devices with brown mark facing up. Units: mm

\* Line width should be designed to provide 50  $\Omega$  impedance matching characteristics.

# Pin assignment reference



To obtain application notes, information how to implement this component, or obtain gerber files, go to: [www.johansontechnology.com/ti](http://www.johansontechnology.com/ti)  
or contact our Apps Engineering Team at:  
[www.johansontechnology.com/component/techquestion/?Itemid=407](http://www.johansontechnology.com/component/techquestion/?Itemid=407)



Johanson Technology, Inc. reserves the right to make design changes without notice.

All sales are subject to Johanson Technology, Inc. terms and conditions.



[www.johansontechnology.com](http://www.johansontechnology.com)

4001 Calle Tecate • Camarillo, CA 93012 • TEL 805.389.1166 FAX 805.389.1821

Ver 2.2

2014 Johanson Technology, Inc. All Rights Reserved

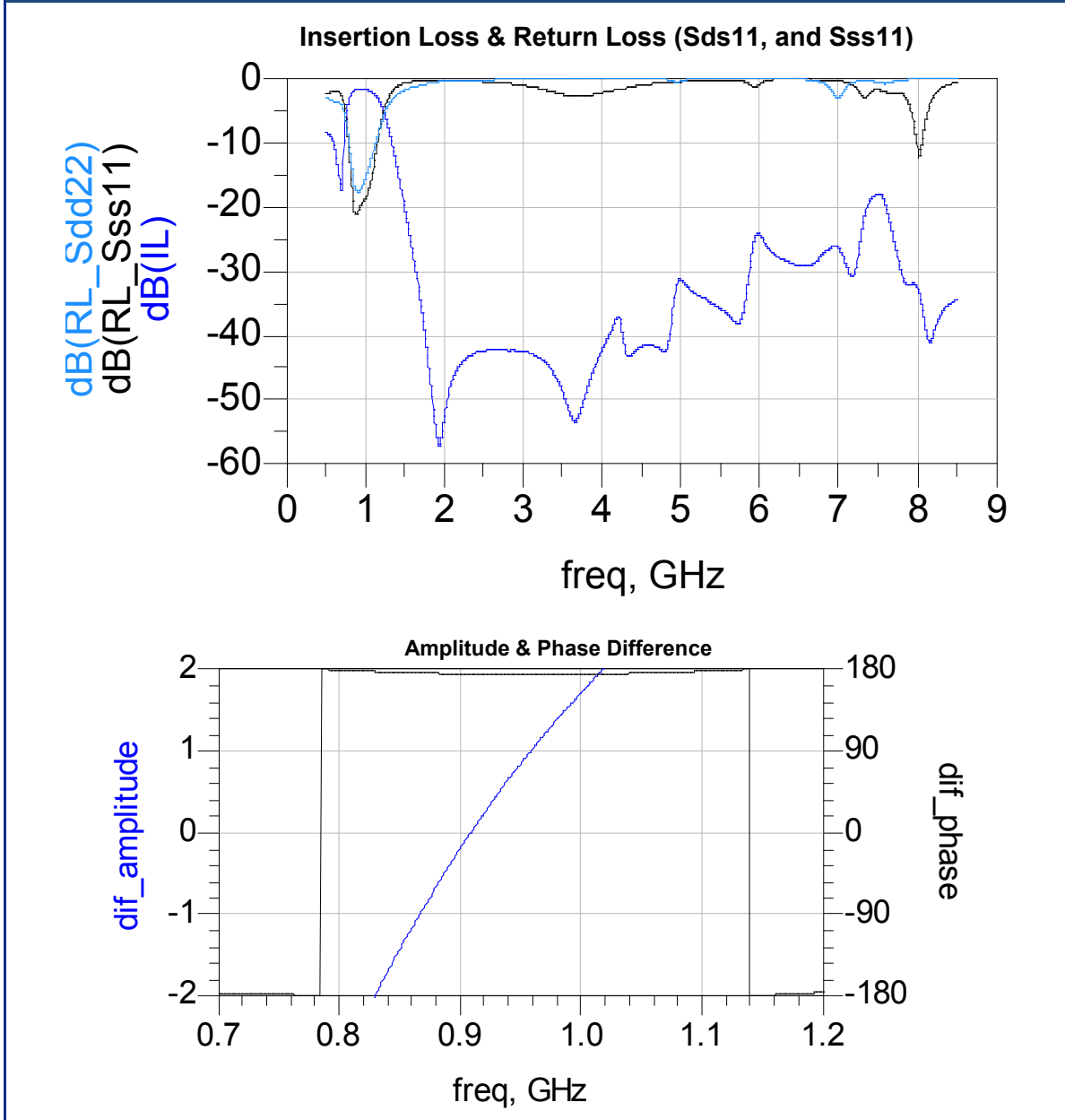
# High Frequency Ceramic Solutions

915MHz Impedance Matched/Balun/BPF Integrated Component for T.I. CC110X, P/N 0915BM15A0001  
CC111X, CC113X and CC115X, CC110L, CC113L, CC115L, CC430 and RF430

Detail Specification: 7/8/2014

Page 3 of 4

## Typical Electrical Performance (T=25°C)



Johanson Technology, Inc. reserves the right to make design changes without notice.

All sales are subject to Johanson Technology, Inc. terms and conditions.



[www.johansontechnology.com](http://www.johansontechnology.com)

4001 Calle Tecate • Camarillo, CA 93012 • TEL 805.389.1166 FAX 805.389.1821

Ver 2.2

2014 Johanson Technology, Inc. All Rights Reserved

# "High Frequency Ceramic Solutions"

915MHz Impedance Matched/Balun/BPF Integrated Component for T.I. CC110X, CC111X, CC113X and CC115X, CC110L, CC113L, CC115L, CC430 and RF430

P/N 0915BM15A0001

Detail Specification: 7/8/2014

Page 4 of 4

## RoHS Compliance

[www.johansontechnology.com/technical-notes/rohs-compliance.html](http://www.johansontechnology.com/technical-notes/rohs-compliance.html)

## Packaging information

[www.johansontechnology.com/ipcpackaging.html](http://www.johansontechnology.com/ipcpackaging.html)

## Soldering Information

[www.johansontechnology.com/ipcsoldering-profile](http://www.johansontechnology.com/ipcsoldering-profile)

## Antenna layout and tuning techniques

[www.johansontechnology.com/tuning](http://www.johansontechnology.com/tuning)

## Antenna layout review, tuning, and characterization services

[www.johansontechnology.com/ipcantennaservices](http://www.johansontechnology.com/ipcantennaservices)

## Pad metalization information

[www.johansontechnology.com/silverleads](http://www.johansontechnology.com/silverleads)

## MSL Info

[www.johansontechnology.com/technical-notes/msl-rating.html](http://www.johansontechnology.com/technical-notes/msl-rating.html)

## Recommended Storage Condition and Max Shelf Life

[www.johansontechnology.com/ipcstorage-shelflife](http://www.johansontechnology.com/ipcstorage-shelflife)

## Application Notes, Layout Files, and more

[www.johansontechnology.com/ti.html](http://www.johansontechnology.com/ti.html)

Johanson Technology, Inc. reserves the right to make design changes without notice.

All sales are subject to Johanson Technology, Inc. terms and conditions.



[www.johansontechnology.com](http://www.johansontechnology.com)

4001 Calle Tecate • Camarillo, CA 93012 • TEL 805.389.1166 FAX 805.389.1821

Ver 2.2

2014 Johanson Technology, Inc. All Rights Reserved