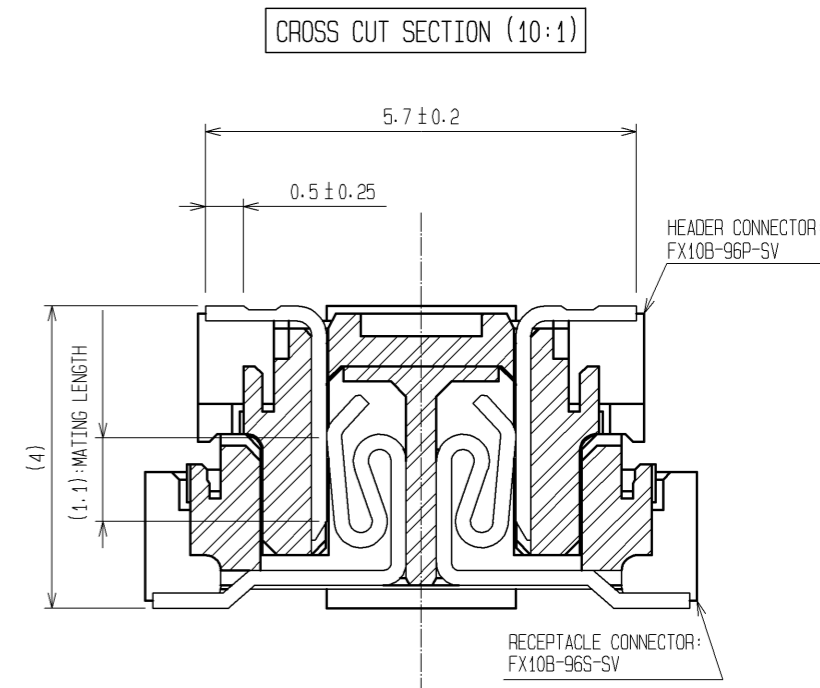
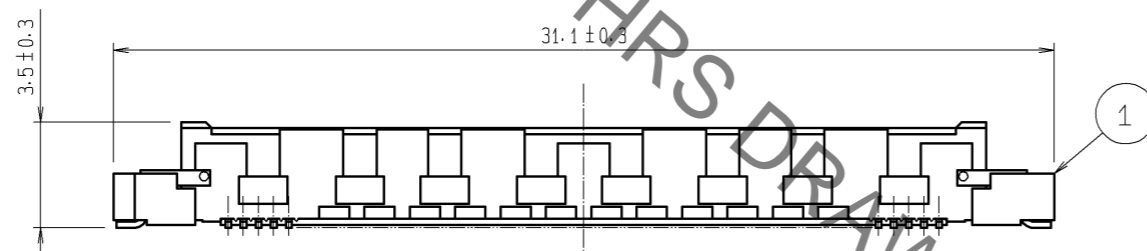
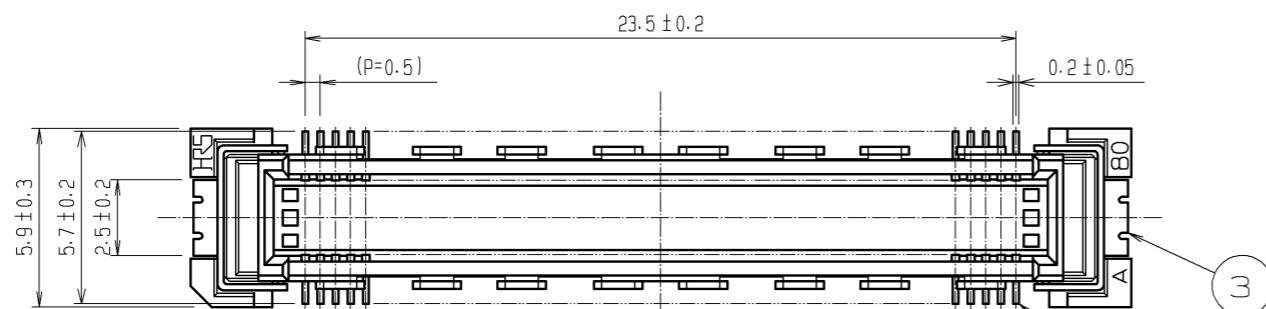
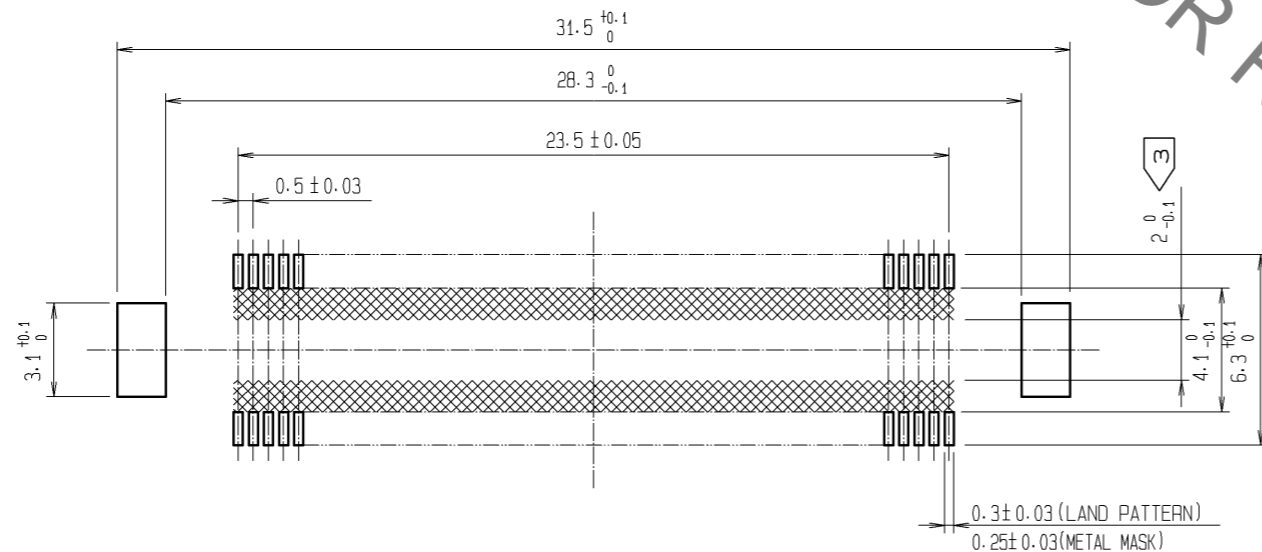


May.1.2023 Copyright 2023 HIROSE ELECTRIC CO., LTD. All Rights Reserved.
 In case of consideration for using Automotive equipment / device which demand high reliability, kindly contact our sales window correspondents.



RECOMMENDED LAND PATTERN DIMENSION OF PCB
 (RECOMMENDED METAL MASK THICKNESS: 0.15mm)



- NOTES
- 1 SMT LEAD-COPLANARITY: 0.1 MAX.
 - 2 THIS PRODUCT HAS NO POLARITY TO PATTERN FOR MOUNTING.
 - ③ MAKE SURE WIDTH OF PATTERN IS WITHIN THAT OF LAND, OR LEAD MAY TOUCH PATTERN. (THIS APPLIES TO HATCHED AREA.)
 - 4 THE DIMENSIONS IN PARENTHESES ARE FOR REFERENCE.

1	LCP	BEIGE	UL94V-0	3	PHOSPHOR BRONZE	TIN-PLATING		
NO.	MATERIAL	FINISH . REMARKS		NO.	MATERIAL	FINISH . REMARKS		
				2	PHOSPHOR BRONZE	CONTACT AREA: GOLD 0.1µm min. LEAD AREA: TIN-PLATING 1µm min. UNDER PLATING: NICKEL 1µm min.		
UNITS mm		SCALE 4 : 1	COUNT 	DESCRIPTION OF REVISIONS		DESIGNED	CHECKED	DATE
HRS HIROSE ELECTRIC CO., LTD.		APPROVED : HS. OKAWA	09.04.14	DRAWING NO.		EDC3-151956-25		
		CHECED : HT. YAMAGUCHI	09.04.14	PART NO.		FX10B-96P-SV(71)		
		DESIGNED : SY. KAMIGA	09.04.14	CODE NO.		CL570-0051-3-71		
		DRAWN : HK. SUNADORI	09.04.13					