

MATERIALS & SPECIFICATIONS

PART NO.	A 79044-001	REV	ECO	DATE	APP
		B	99105	12-07-12	TLM

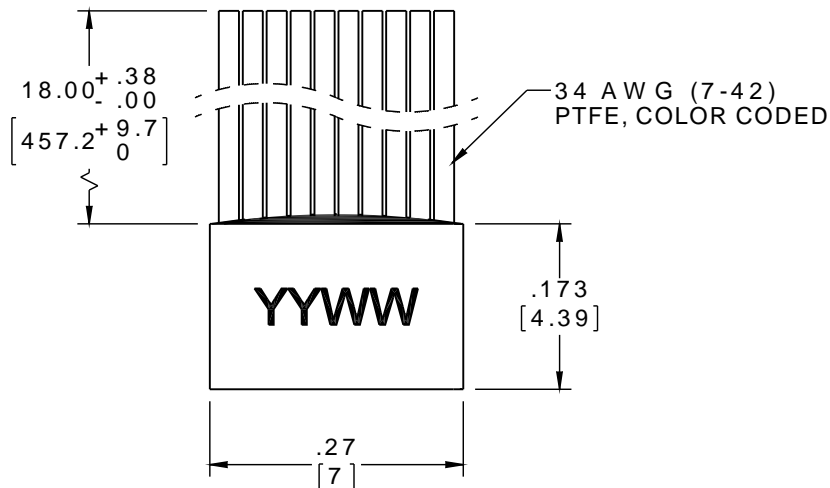
INSULATOR:
THERMOPLASTIC PER MIL-M-24519, TYPE GLCP-30F OR GST-40F NATURAL

CONTACT:
COPPER ALLOY PER MIL-DTL-32139. GOLD PLATED PER ASTM B488, (HARD GOLD) TYPE II CODE C CLASS 1.27

TERMINATION:
34 AWG (7-42) PTFE, COLOR CODED PER TABLE

CURRENT CAPACITY:
1 AMP MAX PER MIL-DTL-32139

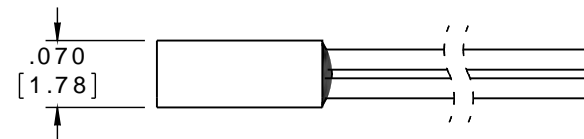
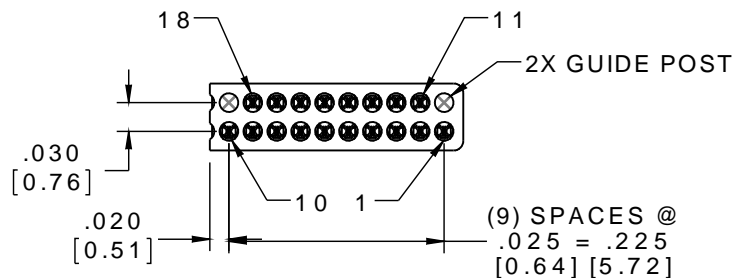
CONTACT RESISTANCE:
71 MILLIOHMS (71mV) MAX @ 1.0 AMPS PER MIL-DTL-32139




ACTUAL SIZE EXCLUDING WIRE LENGTH

PIN #	COLR
1, 11	BLACK
2, 12	BROWN
3, 13	RED
4, 14	ORANGE
5, 15	YELLOW
6, 16	GREEN
7, 17	BLUE
8, 18	VIOLET
9	GRAY
10	WHITE

INTERNAL USE ONLY
SHEET 2 OF 2 IS
MANUFACTURING
LOADING DIAGRAM



RoHS

NOTE:

DIMENSIONS IN [] ARE IN MILLIMETERS UNLESS OTHERWISE NOTED AND ARE FOR REFERENCE ONLY

NPD SLDW	THIRD ANGLE
	-TOLERANCES- UNLESS OTHERWISE NOTED
	DIMENSIONS IN INCHES
	2 PL DEC ± .01 3 PL DEC ± .005 4 PL DEC ± .0005 ANGLES ± 1°

THIS DRAWING CONTAINS CONFIDENTIAL AND PROPRIETARY INFORMATION WHICH IS THE PROPERTY OF OMNETICS CONNECTOR CORP. THIS DOCUMENT MAY NOT, IN WHOLE OR IN PART, BE DUPLICATED, OR DISCLOSED FOR ANY PURPOSE, WITHOUT WRITTEN PERMISSION FROM OMNETICS CONNECTOR CORP.	
DFTM. TLM	DATE 04-08-09
CHK'D.	DATE
APP'D.	DATE
TITLE: (18) PIN MALE NANO DUAL ROW CONNECTOR W/GUIDE POST HOLES	

OMNETICS
CONNECTOR CORPORATION
7260 COMMERCE CIRCLE EAST
MINNEAPOLIS, MN 55432
WWW.OMNETICS.COM

CAGE CODE 61873	REV
DWG NO. A79044-001	B
SHEET 1 OF 2	SCALE: 5:1