




May.1.2023 Copyright 2023 HIROSE ELECTRIC CO., LTD. All Rights Reserved.
In case of consideration for using Automotive equipment / device which demand high reliability, kindly contact our sales window correspondents.

APPLICABLE STANDARD					
RATING	OPERATING TEMPERATURE RANGE	-35 °C TO +105°C (NOTE1)	STORAGE TEMPERATURE RANGE	-10 °C TO +60°C (NOTE3)	
	OPERATING HUMIDITY RANGE	20% TO 80% (NOTE2)	STORAGE HUMIDITY RANGE	40% TO 70% (NOTE3)	
	APPLICABLE CONNECTOR	DF62B-13S-2.2C(##) DF62C-13S-2.2C(##)	VOLTAGE	AC/DC 250V	
	APPLICABLE CONTACT	DF62-EP22PC* DF62-EP2428PC* DF62-EP30PC*	CURRENT	AWG 22 : 3A AWG 24 : 2A AWG 26-30 : 1A	
SPECIFICATIONS					
ITEM	TEST METHOD	REQUIREMENTS	QT	AT	
CONSTRUCTION					
GENERAL EXAMINATION	VISUALLY AND BY MEASURING INSTRUMENT.	ACCORDING TO DRAWING.	X	X	
MARKING	CONFIRMED VISUALLY.		X	X	
ELECTRIC CHARACTERISTICS					
INSULATION RESISTANCE	500 V DC.	1000 MΩ MIN.	X	-	
VOLTAGE PROOF	650 V AC FOR 1 min.	NO FLASHOVER OR BREAKDOWN.	X	-	
MECHANICAL CHARACTERISTICS					
MECHANICAL OPERATION	30 TIMES INSERTION AND EXTRACTION.	NO DAMAGE, CRACK OR LOOSENESS OF PARTS.	X	-	
VIBRATION	FREQUENCY 10 TO 55 Hz, SINGLE AMPLITUDE 0.75 mm, AT 10 CYCLES FOR 3 DIRECTION.	NO DAMAGE, CRACK OR LOOSENESS OF PARTS.	X	-	
SHOCK	490 m/s ² DURATION OF PULSE 11 ms AT 3 TIMES EACH FOR 3 BOTH AXIAL DIRECTIONS.	NO DAMAGE, CRACK OR LOOSENESS OF PARTS.	X	-	
ENVIRONMENTAL CHARACTERISTICS					
DAMP HEAT (STEADY STATE)	EXPOSED AT 40 ± 2°C , 90 TO 95 %, 96 h. (AFTER LEAVING THE ROOM TEMPERATURE FOR 1~2h.)	①INSULATION RESISTANCE: 1000 MΩ MIN. ②NO DAMAGE, CRACK OR LOOSENESS OF PARTS.	X	-	
RAPID CHANGE OF TEMPERATURE	TEMPERATURE -55°C→ +85°C TIME 30min→ 30min UNDER 5 CYCLES. (THE TRANSFERRING TIME OF THE TANK IS 2~3 min) (AFTER LEAVING THE ROOM TEMPERATURE FOR 1~2h.)	①INSULATION RESISTANCE: 1000 MΩ MIN. ②NO DAMAGE, CRACK OR LOOSENESS OF PARTS.	X	-	
NOTE 1: INCLUDE THE TEMPERATURE RISING BY CURRENT. NOTE2:NO CONDENSING NOTE3:APPLY TO THE CONDITION OF LONG TERM STORAGE FOR UNUSED PRODUCTS BEFOR PCB ON BOARD, AFTER PCB ON BOARD, OPERATING TEMPERATURE AND HUMIDITY RANGE IS APPLIED FOR INTERIM STRAGE DURING TRANSPORTATION.					
	COUNT	DESCRIPTION OF REVISIONS	DESIGNED	CHECKED	DATE
					
REMARKS			APPROVED	KI. AKIYAMA	13. 05. 29
			CHECKED	HK. UMEHARA	13. 05. 29
Unless otherwise specified, refer to JIS C 5402.			DESIGNED	TS. KUMAZAWA	13. 05. 28
			DRAWN	TS. KUMAZAWA	13. 05. 28
Note QT:Qualification Test AT:Assurance Test X:Applicable Test			DRAWING NO.		ELG4-351969-01
	SPECIFICATION SHEET		PART NO.	DF62B-13EP-2. 2C (10)	
	HIROSE ELECTRIC CO., LTD.		CODE NO.	CL544-0564-1-10	 1/1