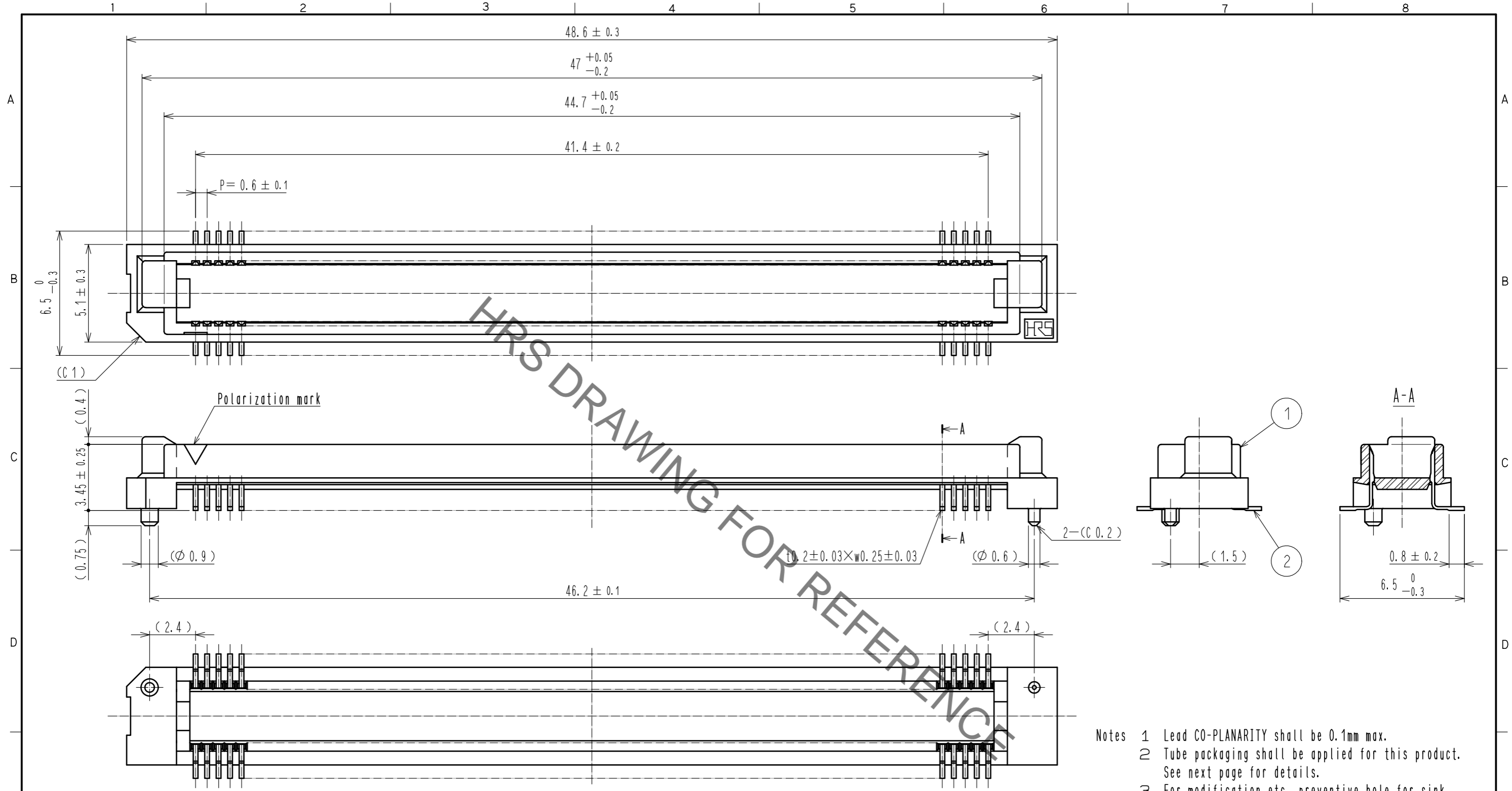
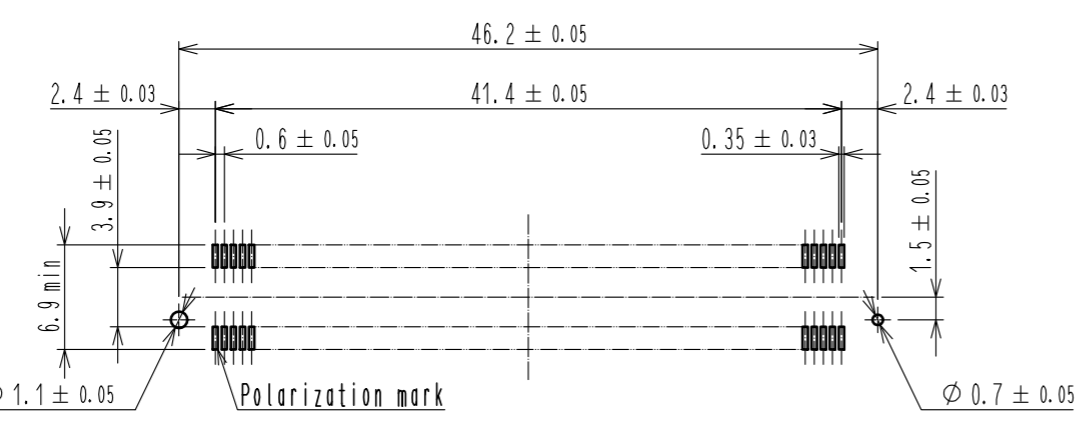


May.1.2023 Copyright 2023 HIROSE ELECTRIC CO., LTD. All Rights Reserved.
In case of consideration for using Automotive equipment / device which demand high reliability, kindly contact our sales window correspondents.



Recommended land pattern dimension of PCB (mounting side) (2:1)
(Recommended metal mask thickness : 0.15mm)




- Notes
- 1 Lead CO-PLANARITY shall be 0.1mm max.
 - 2 Tube packaging shall be applied for this product. See next page for details.
 - 3 For modification, etc., preventive hole for sink mark may be added according to circumstances.
 - 4 The dimensions in parentheses are for reference.

2	PHOSPHOR BRONZE	Contact area : Gold 0.1μm min. Lead area : Tin-plating 1μm min.	4	POLYVINYL CHLORIDE	(Stopper)		
1	PPS	Under plating : Nickel 1μm min. Light brown (UL94V-0)	3	POLYVINYL CHLORIDE	(Tube)		
NO.	MATERIAL	FINISH . REMARKS	NO.	MATERIAL	FINISH . REMARKS		
UNITS mm		SCALE 5 : 1	COUNT 1	DESCRIPTION OF REVISIONS DIS-F-00006411	DESIGNED KS. NAKAJIMA	CHECKED HT. YAMAGUCHI	DATE 20200803
HRS HIROSE ELECTRIC CO., LTD.		APPROVED : HS. OKAWA	20100702	DRAWING NO. EDC-150573-91-24			
		CHECKED : HT. YAMAGUCHI	20100702	PART NO. FX8-140P-SV1(C91)			
		DESIGNED : SY. KAMIGA	20100701	CODE NO. CL578-0047-7-91			
		DRAWN : HK. SUNADORI	20100701				

May.1.2023 Copyright 2023 HIROSE ELECTRIC CO., LTD. All Rights Reserved.
In case of consideration for using Automotive equipment / device which demand high reliability, kindly contact our sales window correspondents.

Drawing for packing (free)



HRS DRAWING FOR REFERENCE

Notes 5 1 tube : 10 connectors.

HRS	DRAWING NO.	EDC-150573-91-24
	PART NO.	FX8-140P-SV1(91)
	CODE NO.	CL578-0047-7-91

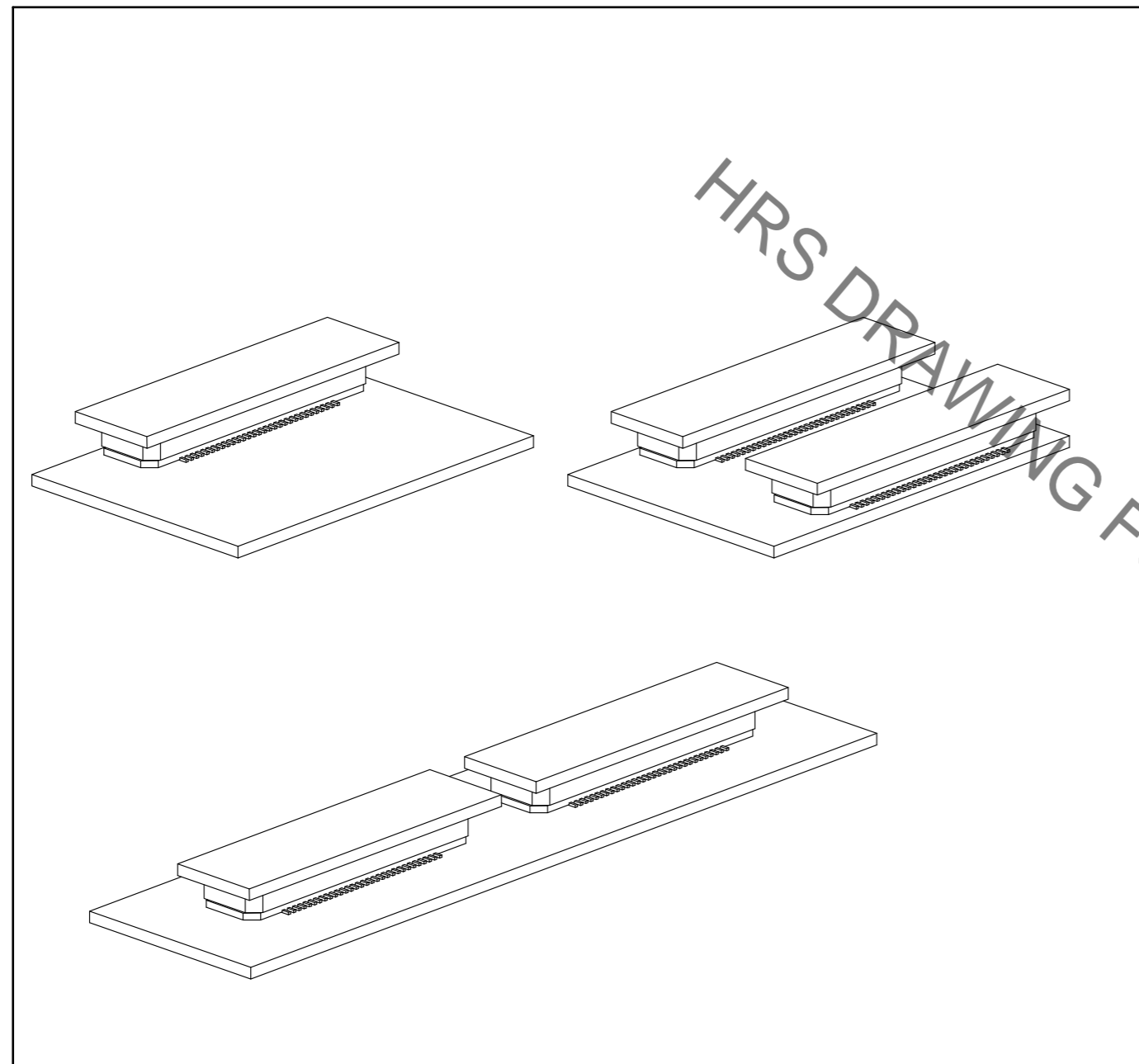
2/3

May.1.2023 Copyright 2023 HIROSE ELECTRIC CO., LTD. All Rights Reserved.
In case of consideration for using Automotive equipment / device which demand high reliability, kindly contact our sales window correspondents.

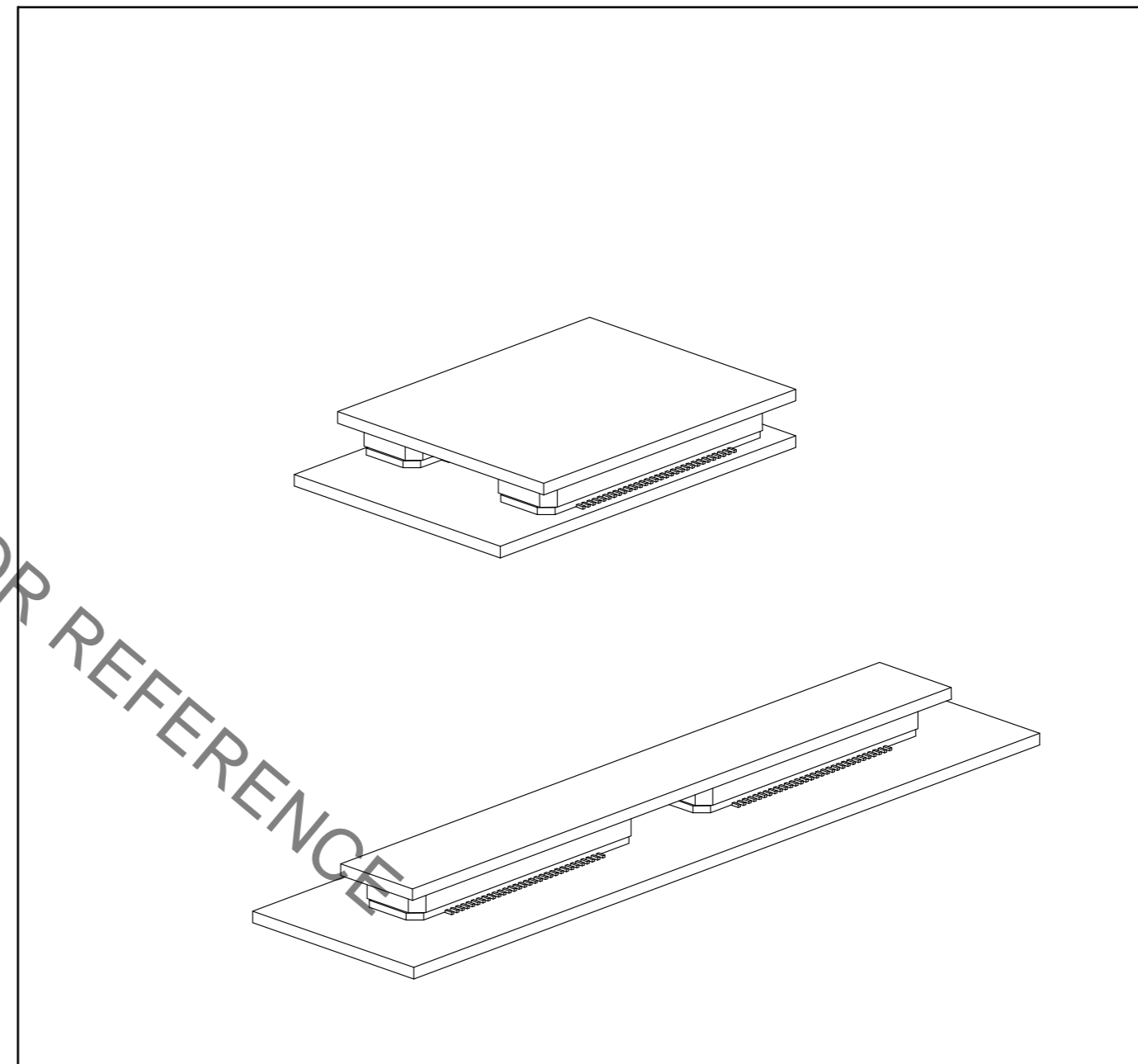
【 Precaution 】

When a board with multiple connectors mounted is mated, the connector may be damaged or deformed.
Please divide one side of the board so only one connector is mated per board.

OK



NG



HRS DRAWING FOR REFERENCE

HRS	DRAWING NO.	EDC-150573-91-24
	PART NO.	FX8-140P-SV1(91)
	CODE NO.	CL578-0047-7-91
		3/3