

MXMAG DUAL PORT TRAY PACKAGING SPECIFICATION

1.0 SCOPE.....	2
2.0 PURPOSE.....	2
3.0 PRODUCT DESCRIPTION	2
4.0 PROCEDURE	3
4.1 GENERAL PACKAGING INFORMATION.....	3
4.2 PACKAGING INSTRUCTIONS.....	4
4.3 QUANTITIES.....	6
4.4 PALLET CONFIGURATION	6
4.5 LABELLING.....	7

REVISION: C	ECM INFORMATION: EC No: 626548 DATE: 2019/11/20	TITLE: MXMAG DUAL PORT TRAY PACKAGING SPECIFICATION				SHEET No. 1 of 7
DOCUMENT NUMBER: 938240001	DOC TYPE: PS	DOC PART: K	CREATED / REVISED BY: KREILLY	CHECKED BY: DBYRNES	APPROVED BY: DBYRNES	

1.0 SCOPE

The scope of this document is to outline the packaging method for Molex MXMag Dual Port connectors that are packaged in trays. See table for relevant part numbers.

2.0 PURPOSE

The purpose of this specification is to ensure that all MXMag Dual Port connectors shipped from Molex remain damage free and are shipped in a manner which ensures ease of handling, storage and distribution.

3.0 PRODUCT DESCRIPTION

The MXMag Dual Port magnetic connector offers a simple solution for integrating Ethernet magnetic and the RJ-45 connector interface into one integrated package with guaranteed signal integrity, Fast and Gigabit Ethernet, common mode termination and EMI shielding.

The connector will be packaged in trays, relevant series numbers are outlined in Table 1.

Series	
93824	93828
93825	93829
93826	93830
93827	93831

Table 1: MXMag Series Numbers for Tray Options

REVISION: C	ECM INFORMATION: EC No: 626548 DATE: 2019/11/20	TITLE: MXMAG DUAL PORT TRAY PACKAGING SPECIFICATION				SHEET No. 2 of 7
DOCUMENT NUMBER: 938240001	DOC TYPE: PS	DOC PART: K	CREATED / REVISED BY: KREILLY	CHECKED BY: DBYRNES	APPROVED BY: DBYRNES	
TEMPLATE FILENAME: PACKAGING_SPEC[SIZE_A4](V.3).DOC						

4.0 PROCEDURE**4.1 GENERAL PACKAGING INFORMATION**

The recommended carton box closure is tape.

The shipping weight for a carton box should not exceed 15 kg.

The pallet height shall not exceed 1.1 m.

The pallet weight shall not exceed 450 kg.

The minimum shipping quantity is one carton box.

REVISION: C	ECM INFORMATION: EC No: 626548 DATE: 2019/11/20	TITLE: MXMAG DUAL PORT TRAY PACKAGING SPECIFICATION				SHEET No. 3 of 7
DOCUMENT NUMBER: 938240001	DOC TYPE: PS	DOC PART: K	CREATED / REVISED BY: KREILLY	CHECKED BY: DBYRNES	APPROVED BY: DBYRNES	

4.2 PACKAGING INSTRUCTIONS

The MXMag Dual Port connectors are packaged in clear PETA antistatic trays, part number as per Table 2.

Description	Tray	Tray Cover	Cardboard Insert	Bag	Desiccant	Cardboard Carton
Dual Port General Market Tray	990250161	990250155	859989300	477995004	887962333	916870072
Quantity	12	1	1	1	4	1

Table 2: Tray Component and Carton Box Part Numbers

All parts are placed into the trays in the orientation shown in Figure 1.

The trays are stackable and are placed on top of each other rotated 180°. A tray cover is placed on top of the final tray. A cardboard insert is placed under and around the trays to aid removal, see Figure 2.

The stack of trays is placed in a plastic bag. Four bags of desiccant are put inside the plastic bag. The bag is secured with packaging tape. The bag of trays is placed into a carton. The carton is closed with tape.

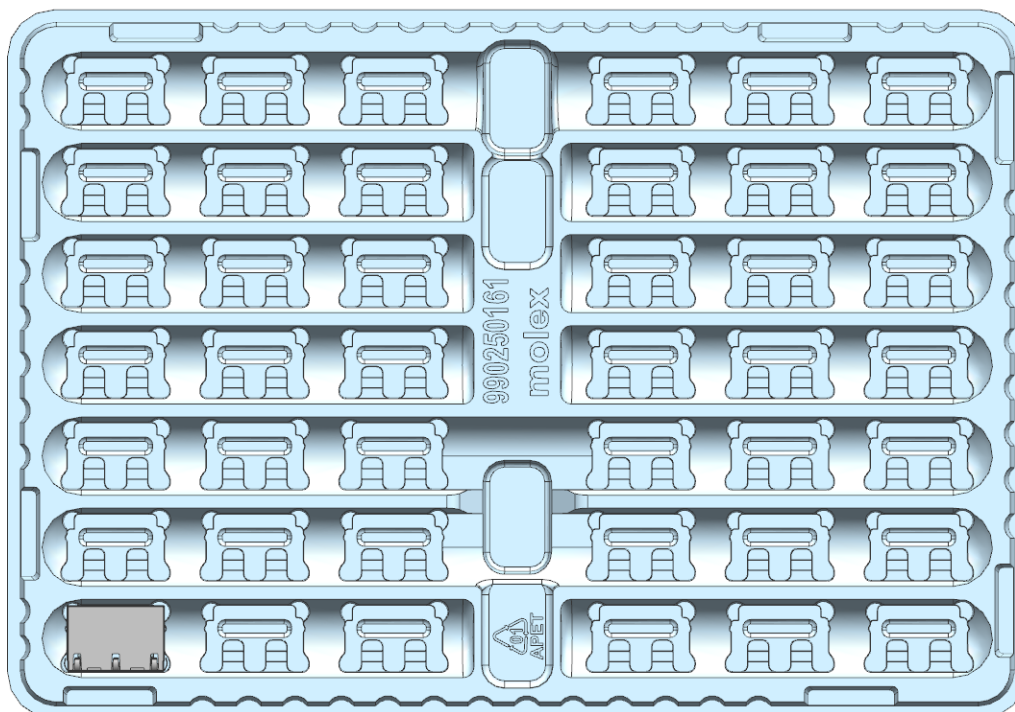


Figure 1: Connector orientation in tray

REVISION: C	ECM INFORMATION: EC No: 626548 DATE: 2019/11/20	TITLE: MXMAG DUAL PORT TRAY PACKAGING SPECIFICATION				SHEET No. 4 of 7
DOCUMENT NUMBER: 938240001	DOC TYPE: PS	DOC PART: K	CREATED / REVISED BY: KREILLY	CHECKED BY: DBYRNES	APPROVED BY: DBYRNES	

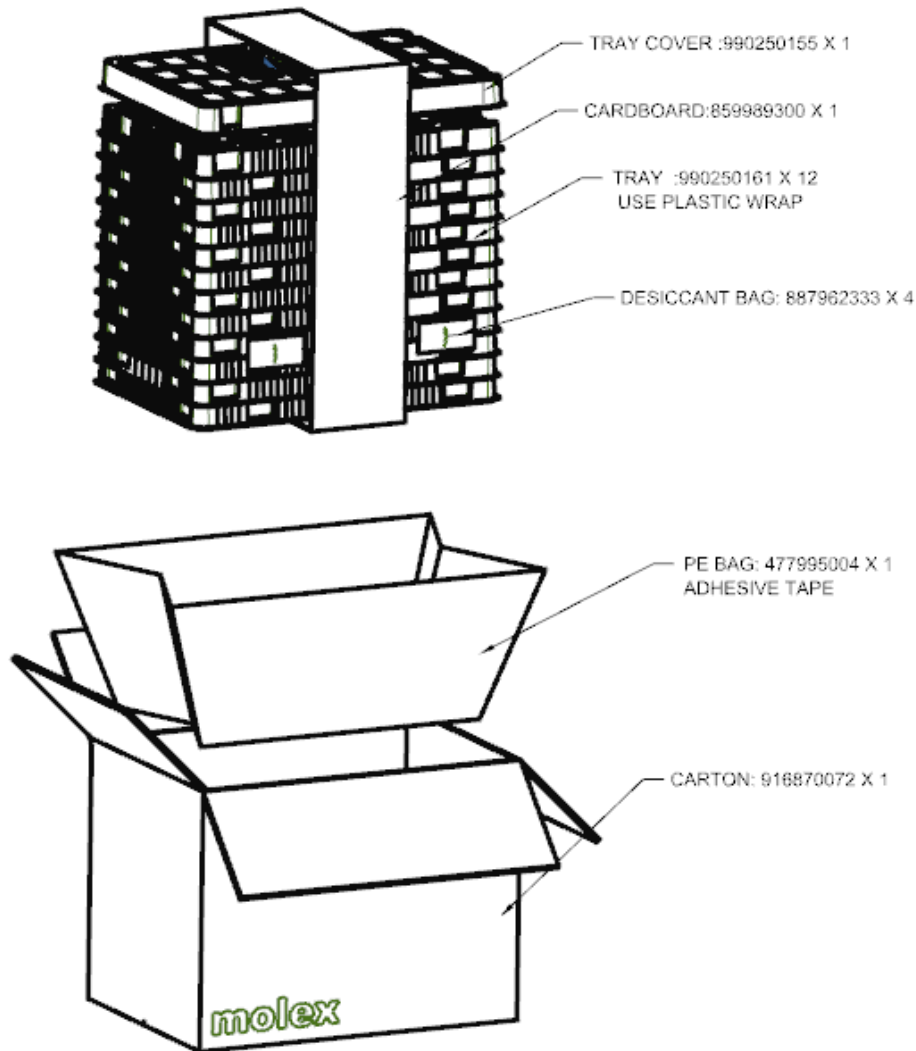


Figure 2: Packaging instructions

REVISION: C	ECM INFORMATION: EC No: 626548 DATE: 2019/11/20	TITLE: MXMAG DUAL PORT TRAY PACKAGING SPECIFICATION	SHEET No. 5 of 7
DOCUMENT NUMBER: 938240001	DOC TYPE: PS	DOC PART: K	CREATED / REVISED BY: KREILLY
		CHECKED BY: DBYRNES	APPROVED BY: DBYRNES

4.3 QUANTITIES

See Table 3 for quantities of connectors per tray, per carton and per pallet.

Quantity of Connectors per Tray	Quantity of Trays per Carton	Quantity of Connectors per Carton	Quantity of Cartons per Pallet	Quantity of connectors per Pallet
42	12	504	27	13,608

Table 3: Connector Quantities

4.4 PALLET CONFIGURATION

Cartons should be stacked by column, i.e. not interlocked with 27 Cartons per Pallet. See Figure 3 for dimensions of cartons on the pallet.

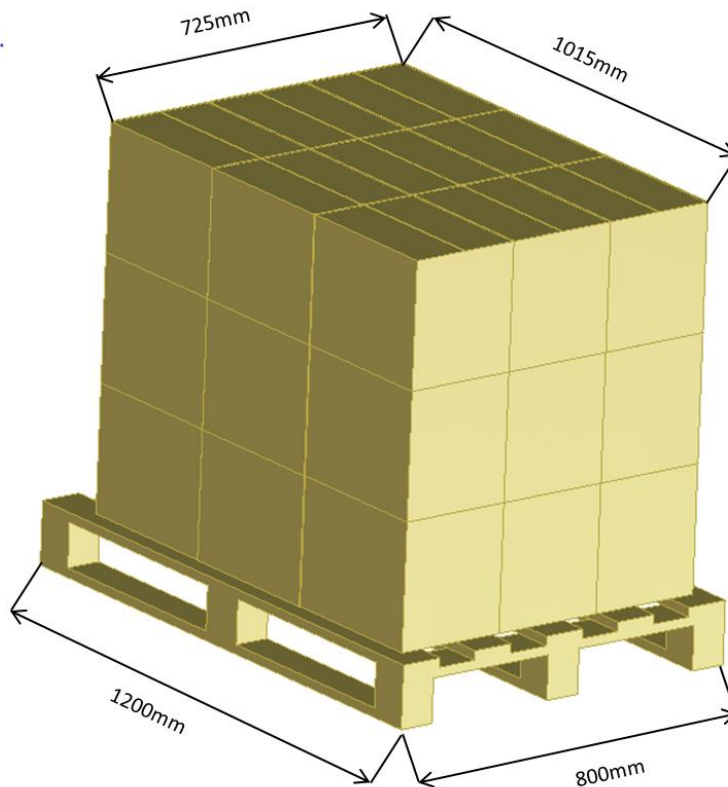


Figure 3: Dimensions of cartons on pallet

REVISION: C	ECM INFORMATION: EC No: 626548 DATE: 2019/11/20	TITLE: MXMAG DUAL PORT TRAY PACKAGING SPECIFICATION			SHEET No. 6 of 7
DOCUMENT NUMBER: 938240001	DOC TYPE: PS	DOC PART: K	CREATED / REVISED BY: KREILLY	CHECKED BY: DBYRNES	APPROVED BY: DBYRNES

4.5 LABELLING

A label is placed on each carton, see Figure 4 below for an example of a label. The labels measure 120 mm x 76.2 mm.



Figure 4: Generic Molex Label, Part Numbers, Quantities and Description Will Vary

REVISION: C	ECM INFORMATION: EC No: 626548 DATE: 2019/11/20	TITLE: MXMAG DUAL PORT TRAY PACKAGING SPECIFICATION	SHEET No. 7 of 7
DOCUMENT NUMBER: 938240001	DOC TYPE: PS	DOC PART: K	CREATED / REVISED BY: KREILLY
		CHECKED BY: DBYRNES	APPROVED BY: DBYRNES