




APPLICABLE STANDARD						
RATING	OPERATING TEMPERATURE RANGE	-55 °C TO 85 °C ⁽¹⁾	STORAGE TEMPERATURE RANGE	-10 °C TO 60 °C ⁽²⁾		
	VOLTAGE	125 V AC	OPERATING HUMIDITY RANGE	40 % TO 80 %		
	CURRENT	0.5 A	STRAGE HUMIDITY RANGE	40 % TO 70 % ⁽²⁾		
SPECIFICATIONS						
ITEM		TEST METHOD		REQUIREMENTS		
CONSTRUCTION				QT	AT	
GENERAL EXAMINATION	VISUALLY AND BY MEASURING INSTRUMENT.		ACCORDING TO DRAWING.		×	×
MARKING	CONFIRMED VISUALLY.				×	×
ELECTRIC CHARACTERISTICS						
CONTACT RESISTANCE	100 mA (DC OR 1000 Hz).		45 mΩ MAX .		×	-
CONTACT RESISTANCE MILLIVOLT LEVEL METHOD	20 mV MAX, 1 mA(DC OR 1000Hz)		55 mΩ MAX .		×	-
INSULATION RESISTANCE	250 V DC		100 MΩ MIN.		×	-
VOLTAGE PROOF	300 V AC FOR 1 min.		NO FLASHOVER OR BREAKDOWN.		×	-
MECHANICAL CHARACTERISTICS						
INSERTION AND WITHDRAWAL FORCES	MEASURED BY APPLICABLE CONNECTOR.		INSERTION FORCE: 88.2 N MAX. WITHDRAWAL FORCE: 9.8 N MIN.		×	-
MECHANICAL OPERATION	500 TIMES INSERTIONS AND EXTRACTIONS.		① CONTACT RESISTANCE: 55 mΩ MAX. ② NO DAMAGE, CRACK AND LOOSENESS OF PARTS.		×	-
VIBRATION	FREQUENCY 10 TO 55 Hz, AMPLITUDE : 1.52 mm, AT 2h FOR 3 DIRECTIONS.		① NO ELECTRICAL DISCONTINUITY OF 1 μs. ② NO DAMAGE, CRACK AND LOOSENESS OF PARTS.		×	-
SHOCK	490 m/s ² , DURATION OF PULSE 11 ms AT 3 TIMES FOR 3 DIRECTIONS.				×	-
ENVIRONMENTAL CHARACTERISTICS						
DAMP HEAT (STEADY STATE)	EXPOSED AT 40±2 °C, 90 ~ 95 %, 96 h.		① CONTACT RESISTANCE: 55 mΩ MAX. ② INSULATION RESISTANCE: 100 MΩ MIN.		×	-
RAPID CHANGE OF TEMPERATURE	TEMPERATURE-55→+15~+35→+85→+15~+35°C TIME 30 → 10~15 → 30 → 10~15 min. UNDER 5 CYCLES.		③ NO DAMAGE, CRACK AND LOOSENESS OF PARTS.		×	-
CORROSION SALT MIST	EXPOSED IN 5 % SALT WATER SPRAY FOR 48 h.		① CONTACT RESISTANCE: 55 mΩ MAX. ② NO HEAVY CORROSION.		×	-
HYDROGEN SULPHIDE	EXPOSED IN 3 PPM FOR 96 h. (TEST STANDARD: JEIDA 38)				×	-
RESISTANCE TO SOLDERING HEAT	1) REFLOW SOLDERING : 250 °C MAX, : 220 °C MIN, FOR 60 s 2) SOLDERING IRONS : 360 °C, FOR 5 s		NO DEFORMATION OF CASE OF EXCESSIVE LOOSENESS OF THE TERMINALS.		×	-
SOLDERABILITY	SOLDERED AT SOLDER TEMPERATURE, 240±3°C, FOR IMMERSION DURATION, 2s.		A NEW UNIFORM COATING OF SOLDER SHALL COVER A MINIMUM OF 95 % OF THE SURFACE BEING IMMersed.		×	-
	COUNT	DESCRIPTION OF REVISIONS	DESIGNED	CHECKED	DATE	
						
REMARK ⁽¹⁾ TEMPERATURE RISE INCLUDED WHEN ENERGIZED. ⁽²⁾ THIS STORAGE INDICATES A LONG-TERM STORAGE STATE FOR THE UNUSED PRODUCT BEFORE THE BOARD MOUNTED.			APPROVED	HS.OKAWA	06.10.23	
			CHECKED	HS.OZAWA	06.10.20	
			DESIGNED	KY.NAKAMURA	06.10.20	
Unless otherwise specified, refer to MIL-STD-1344.			DRAWN	AK.SUZUKAWA	06.10.19	
Note QT:Qualification Test AT:Assurance Test X:Applicable Test			DRAWING NO.		ELC4-082424-21	
	SPECIFICATION SHEET		PART NO.	FX2-100S-1.27SV (71)		
	HIROSE ELECTRIC CO., LTD.		CODE NO.	CL572-2108-2-71		1/1