




## 90 Watt Desktop C14 Adapter Series



### Features

- DOE Level VI Efficiency Compliant
- EU CoC Tier 2 Compliant
- Non-vented/Spill-proof Case
- Class B EMI

### Applications

- Networking
- Peripherals
- Consumer Electronics

### Safety Compliance

- UL/IEC62368-1

### Mechanical Characteristics

- Length: 151mm (5.94in)
- Width: 64mm (2.52in)
- Height: 36mm (1.42in)
- Weight: 580g (20.46 oz)

### Output Specifications

Model	Output Voltage	Max Current	Output Power	Regulation	Ripple & Noise <sup>1</sup> p-p(max)
PPL90U-120	12V	7A	84W	± 5 %	120mV
PPL90U-150	15V	6A	90W	± 5 %	150mV
PPL90U-160	16V	5.63A	90W	± 5 %	160mV
PPL90U-180	18V	5A	90W	± 5 %	180mV
PPL90U-190	19V	4.74A	90W	± 5 %	190mV
PPL90U-200	20V	4.5A	90W	± 5 %	200mV
PPL90U-240	24V	3.75A	90W	± 5 %	240mV
PPL90U-300	30V	3A	90W	± 5 %	300mV
PPL90U-480	48V	1.88A	90W	± 5 %	480mV
PPL90U-560	56V	1.6A	90W	± 5 %	560mV

Notes:

1. 20MHz bandwidth frequency oscilloscope, add a 0.1µF multilayer Cap. and Low ESR Electrolytic Cap. (10µF) at output connector terminals (nominal line voltage, full load)

**Input:****AC Input Voltage Rating**

100 to 240VAC

**AC Input Voltage Range**

90 to 264VAC

**AC Input Frequency**

50 to 60Hz

**Input Current**

1.2A max.

**Leakage Current**

&lt;3.5mA

**Inrush Current**

80A max/240VAC

(Cold Start at ambient 25°C, full load)

**Input Power Saving**

≤0.15W at 230VAC, no load

**OUTPUT:****Efficiency<sup>2</sup>**

DOE Level VI

CoC V5 Tier 2

**Over-Voltage Protection**

V out 150% max

**Short-Circuit Protection**

Auto-recover after short-circuit fault being removed

**Over-Current Protection**

I out 170% max

**ENVIRONMENTAL****Temperature**

Operating 0°C to +40°C

Non-operating -20°C to +80°C

Operating Humidity 20°C to 80%

**Emissions**

Complies with FCC Class B

Complies with EN55032 Class B

**Dielectric Withstand (Hi-Pot) Test**

Primary to Secondary: 3000VAC for 1 min, 10mA

Primary to Frame Ground: 1500VAC for 1 min, 10mA

**Insulation Resistance**

Primary to Secondary: 10M ohm for 500VDC

Primary to Frame Ground: 10M ohm for 500VDC

**DC Cable Length**

1200MM – 12V only

1500MM

**DC Cable Type**

14AWG – 12V

16AWG – 15V, 16V

18AWG – 18V, 19V, 20V, 24V, 30V, 48V, 56V

**DC Output Connector**

2.1mm x 5.5mm x 10mm

**DC Plug pin assignment**

Inner (+V)

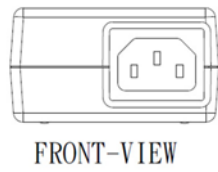
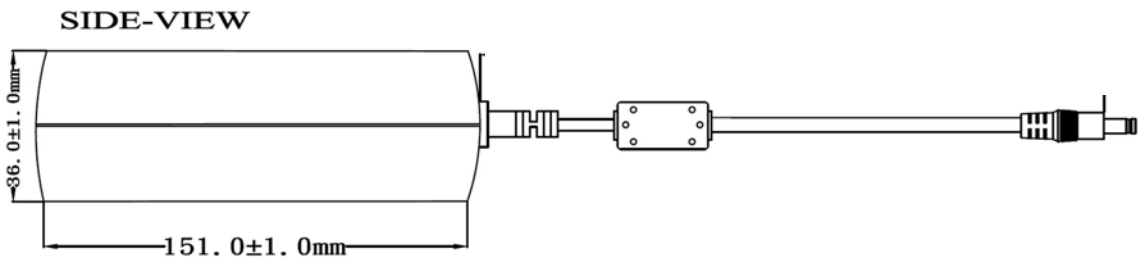
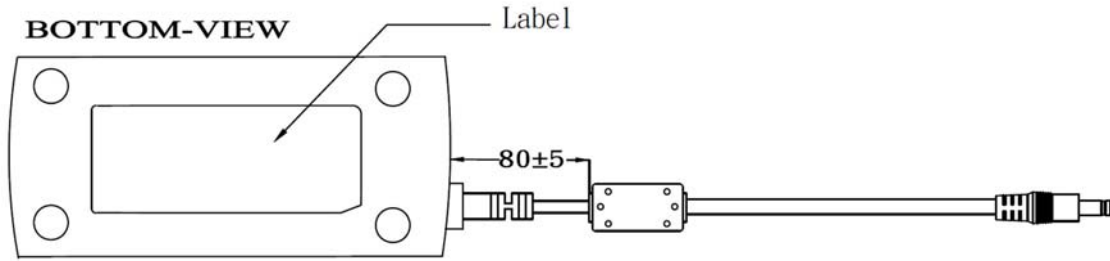
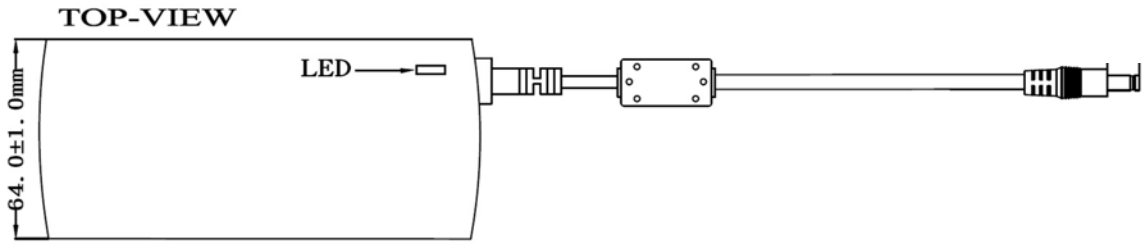
Outer GND (-)

**Input Connector**

IEC60320-C14

**Notes:**

1. The characteristics defined are at ambient temperature of 25°C unless otherwise specified
2. Efficiency is measured after 30 minutes burn-in



Accessories – Sold Separately

AC30UNA-R – Three Wire Power Cord for North America



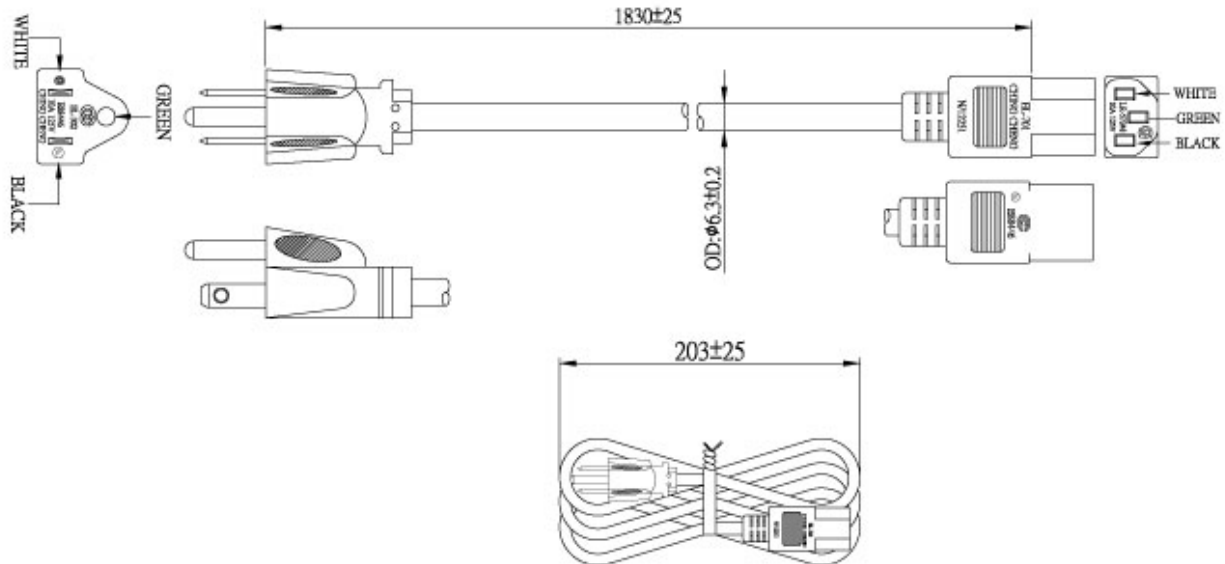
Specifications

- Plug Type: NEMA 5-15P
- Wire Size 18AWG
- Amperage Rating: 10A
- Connector: IEC320 C13
- Temperature: 60°C
- Voltage Rating: 125V

Safety Approvals

- CSA
- UL

Dimension Diagram Unit: mm



## AC30UEU – Three Wire Power Cord for Continental Europe



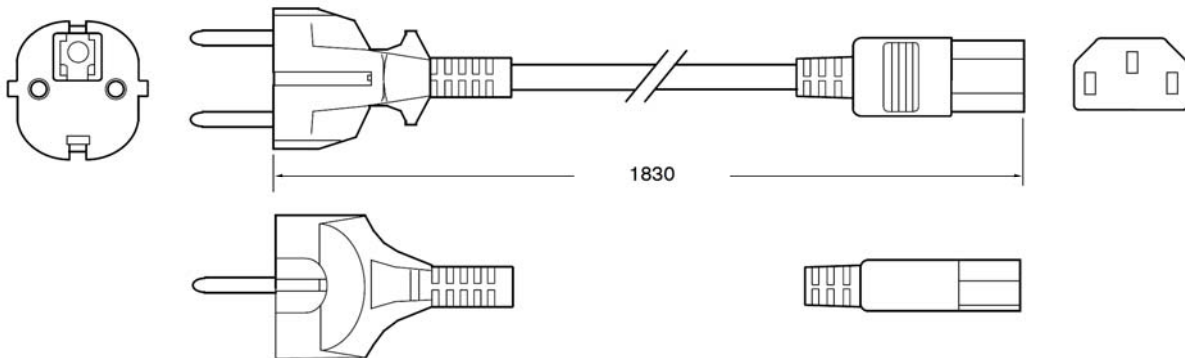
### Specifications

- Plug Type: CEE 7VII
- Wire Size 0.75mm<sup>2</sup>
- Amperage Rating: 6A
- Connector: IEC320 C13
- Temperature: 70°C
- Voltage Rating: 250V

### Safety Approvals

- CE
- D
- GOST
- KEMA
- NF
- SEMKO
- DEMKO
- FIMKO
- IMQ
- NEMKO
- ÖVE

### Dimension Diagram Unit: mm



## AC30UUK – Three Wire Power Cord for United Kingdom



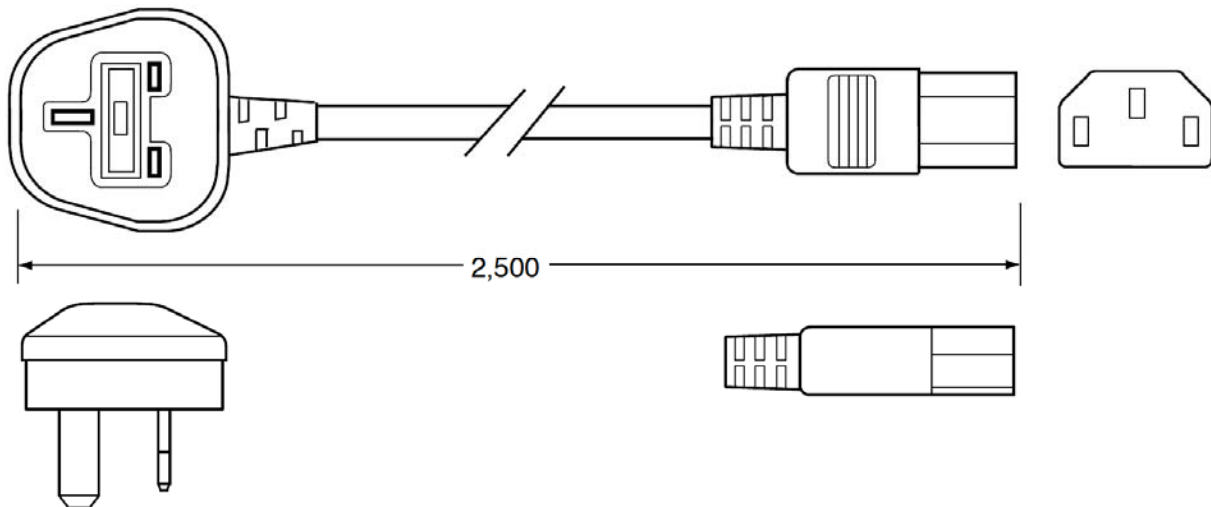
### Specifications

- Plug Type: BS 1363
- Wire Size 1.0mm<sup>2</sup>
- Amperage Rating: 10A
- Connector: IEC320 C713
- Temperature: 70°C
- Voltage Rating: 250V

### Safety Approvals

- BSI
- Safety Mark

### Dimension Diagram Unit: mm



**Supplier's Declaration of Conformity  
47 CFR § 2.1077 Compliance Information**

**PPL90U-120  
PPL90U-150  
PPL90U-160  
PPL90U-180  
PPL90U-190  
PPL90U-200  
PPL90U-240  
PPL90U-300  
PPL90U-480  
PPL90U-560**

Phihong USA Corporation  
47800 Fremont Boulevard  
Fremont, CA 94538  
Telephone: (510) 445-0100  
[www.phihong.com](http://www.phihong.com)

NOTE: This model has/The models in this product series have been tested and found to comply with the limits for a Class B digital device, pursuant to part 15 of the FCC Rules. These limits are designed to provide reasonable protection against harmful interference in a residential installation. This equipment generates, uses and can radiate radio frequency energy and, if not installed and used in accordance with the instructions, may cause harmful interference to radio communications. However, there is no guarantee that interference will not occur in a particular installation. If this equipment does cause harmful interference to radio or television reception, which can be determined by turning the equipment off and on, the user is encouraged to try to correct the interference by one or more of the following measures:

- Reorient or relocate the receiving antenna.
- Increase the separation between the equipment and receiver.
- Connect the equipment into an outlet on a circuit different from that to which the receiver is connected.
- Consult the dealer or an experienced radio/TV technician for help.

Changes or modifications to equipment not expressly approved by PHIHONG could void the user's authority to operate the equipment.