

THIS DRAWING IS UNPUBLISHED.

RELEASED FOR PUBLICATION

LOC

DIST

REVISIONS

© COPYRIGHT - By -

ALL RIGHTS RESERVED.

E

B

P

LTR

DESCRIPTION

DATE

DWN

APVD

B1

REVISED PER ECO-11-005150

21MAR11

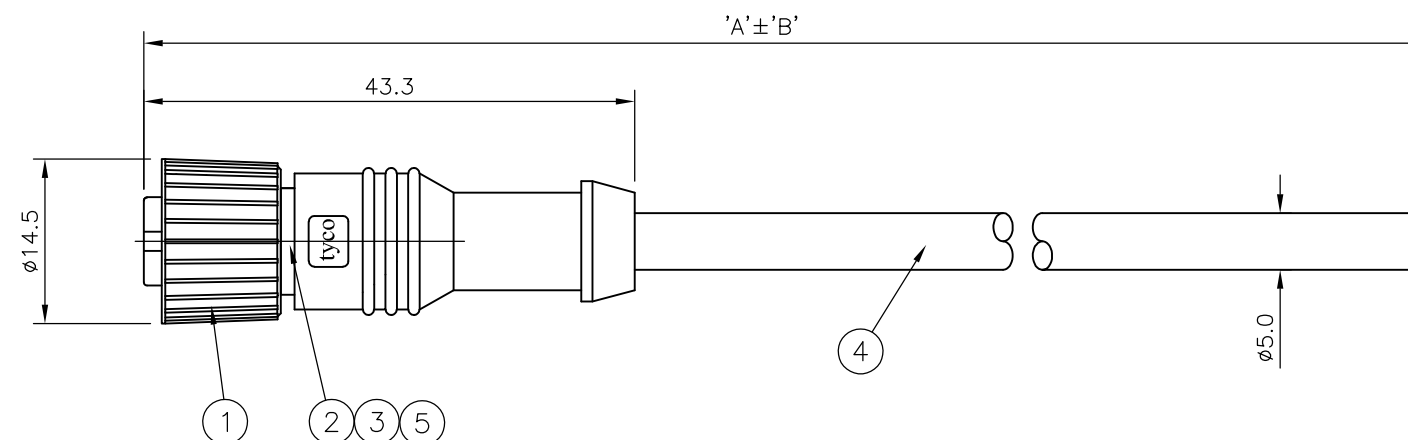
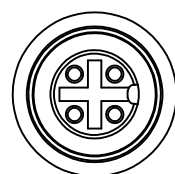
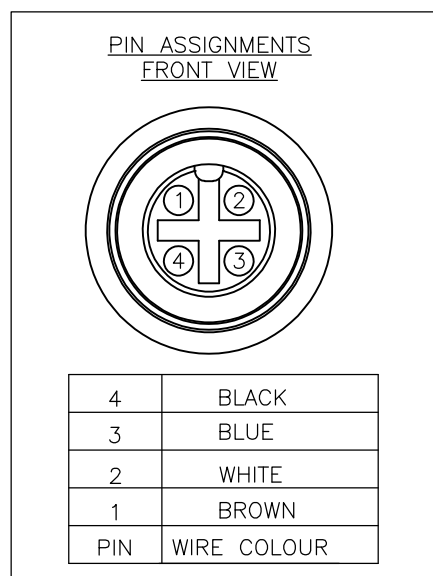
RK

HMR

NOTES:

- 1. ELECTRICAL DATA: CONTACT RESISTANCE: 10 mOhm MAX
INSULATION RESISTANCE: 100 MOhm MIN at 500VDC
CURRENT RATING: 5 AMPS
BREAKDOWN VOLTAGE: 500 VAC MIN PER MINUTE
- 2. ENVIRONMENTAL: OPERATING TEMPERATURE: -20°C TO +80°C
SEALING REQUIREMENTS: IP67
- 3. PROD SPEC: 108-3641
- 4. PACKAGING: 107-3334
- 5. FOR TECHNICAL DATA REFER TO YOUR LOCAL TE CONNECTIVITY SALES OFFICE
- 6. ALL DIMENSIONS ARE NOMINAL FOR REFERENCE ONLY UNLESS OTHERWISE STATED

ITEM	DESCRIPTION	MATERIAL	FINISH/COLOUR	QTY
1	SCREW NUT	ZINC DIE CAST	2.5µm NICKEL PLATED	1
2	CONNECTOR BODY	POLYURETHANE	BLACK	1
3	SOCKET CONTACT	BRASS	0.15µm GOLD PLATED OVER NICKEL	4
4	4 CORE CABLE (CORES 22AWG TO UL2464)	PVC JACKET UV RESISTANT	BLACK	1
5	'O' RING	VITON	GREEN	1



10000	500 mm	M12 STRAIGHT FEMALE CONNECTOR 10.0m CABLE	1838244-5
7000	350 mm	M12 STRAIGHT FEMALE CONNECTOR 7.0m CABLE	1838244-4
5000	250 mm	M12 STRAIGHT FEMALE CONNECTOR 5.0m CABLE	1838244-3
3000	150 mm	M12 STRAIGHT FEMALE CONNECTOR 3.0m CABLE	1838244-2
2000	100 mm	M12 STRAIGHT FEMALE CONNECTOR 2.0m CABLE	1838244-1
DIM A	TOL 'B'	DESCRIPTION	PART NUMBER

THIS DRAWING IS A CONTROLLED DOCUMENT.

DWN 22AUG05
H M RAGHAVENDRA
CHK 15DEC05
F.WHEELER-KING
APVD 15DEC05
F.WHEELER-KING

STE TE Connectivity

M12 STRAIGHT FEMALE CONNECTOR
4 POSITION, PVC CABLE

DIMENSIONS: mm

TOLERANCES UNLESS OTHERWISE SPECIFIED:

0 PLC	± -
1 PLC	± -
2 PLC	± -
3 PLC	± -
4 PLC	± -
ANGLES	± -
FINISH	± -

PRODUCT SPEC: -
APPLICATION SPEC: -
WEIGHT: -

SIZE: A3
CAGE CODE: 00779
DRAWING NO: C-1838244

CUSTOMER DRAWING

SCALE: NTS
SHEET: 1 OF 1
REV: B1