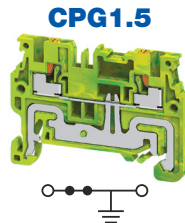


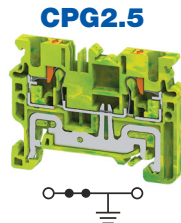
GROUND / EARTH TERMINAL BLOCKS

CP SERIES


PUSH-IN TECHNOLOGY



2 Connection Ground Terminal
2 Jumper Channels



2 Connection Ground Terminal
2 Jumper Channels



2 Connection Ground Terminal
2 Jumper Channels



2 Connection Ground Terminal
2 Jumper Channels

Dimensions & Weight

Width / Length	3.5 mm / 45.3 mm	5 mm / 49.7 mm	6 mm / 54.8 mm	8 mm / 62.8 mm
Height w DIN Rail 35 x 7.5 mm 35 x 15 mm	32.8 mm 40.3 mm	38.3 mm 45.8 mm	38.3 mm 45.8 mm	43.0 mm 50.6 mm
Weight per piece	7.8 g	10.1 g	12.7 g	21.2 g

Technical Data/Ratings

Approvals								
Wire Size (solid / stranded)	24-14 AWG	0.2-1.5 mm ²	24-12 AWG	0.2-2.5 mm ²	24-10 AWG	0.2-4.0 mm ²	20-8 AWG	0.5-10.0 mm ²
Voltage Rating	600 V	1000V AC/DC	600 V	1000V AC/DC	600 V	1000V AC/DC	600 V	1000V AC/DC
Current Rating	-	-	-	-	-	-	-	-
Insulation Material	Polyamide 66		Polyamide 66		Polyamide 66		Polyamide 66	

Installation Instructions

Wire Stripping Length	8 mm	10 mm	11 mm	12 mm
Screwdriver	SCM0.4/2.5 (0.4 x 2.5 mm blade)	SCM0.5/3.0 (0.5 x 3.0 mm blade)	SCM0.5/3.0 (0.5 x 3.0 mm blade)	SCM0.8/4.0 (0.8 x 4.0 mm blade)

Terminal Blocks	Cat. No.	Std. Pk.	Cat. No.	Std. Pk.	Cat. No.	Std. Pk.	Cat. No.	Std. Pk.
Ground/ Earth Yellow / Green	CPG1.5	100	CPG2.5	100	CPG4	100	CPG6/10	100

Jumpers		Cat. No.	Imax	Std. Pk.	Cat. No.	Imax	Std. Pk.	Cat. No.	Imax	Std. Pk.	Cat. No.	Imax	Std. Pk.
Shorting Link/ Jumpers	2 pole	JX1.5/2	16A	100	JX2.5/2	24A	100	JX4/2	32A	100	JX6/2	41A	100
	3 pole	JX1.5/3	16A	50	JX2.5/3	24A	50	JX4/3	32A	50	JX6/3	41A	50
	4 pole	JX1.5/4	16A	50	JX2.5/4	24A	50	JX4/4	32A	50	JX6/4	41A	50
	5 pole	-	-	-	JX2.5/5	24A	50	-	-	-	-	-	-
	6 pole	-	-	-	JX2.5/6	24A	10	-	-	-	-	-	-
	7 pole	-	-	-	JX2.5/7	24A	10	-	-	-	-	-	-
	8 pole	-	-	-	JX2.5/8	24A	10	JX4/8	32A	10	-	-	-
	10 pole	JX1.5/10	16A	10	JX2.5/10	24A	10	JX4/10	32A	10	JX6/10	41A	10
	16 pole	-	-	-	-	-	-	JX4/16	32A	10	-	-	-
	Step Down Jumpers	4-2.5 mm ²	-	-	-	JXS4/2.5	32A	50	JXS4/2.5	32A	50	-	-
6-2.5 mm ²		-	-	-	-	-	-	-	-	-	JXS6/2.5	41A	50
6-4 mm ²		-	-	-	JXS6/2.5	41A	80	JXS6/4	41A	80	JXS6/4	41A	50

Accessories	Cat. No.	Std. Pk.	Cat. No.	Std. Pk.	Cat. No.	Std. Pk.	Cat. No.	Std. Pk.
End Plate	EPCP1.5	50	EPCX2.5	50	EPCX4	50	EPCX6	50
Partition Plate	PPCX4	50	PPCX4	50	PPCX4	50	PPCX10	20
DIN Rail	2511120 CA701-15/S	20 20	2511120 CA701-15/S	20 20	2511120 CA701-15/S	20 20	2511120 CA701-15/S	20 20
End Stop	CA103 / CA104	50	CA103 / CA104	50	CA103 / CA104	50	CA103 / CA104	50
Test Plug	-	-	TX2.5	20	-	-	-	-
Marking Tag	MS3.5	1 Pk. (100 tags)	MT5	1 Pk. (100 tags)	MT6	1 Pk. (100 tags)	MT8	1 Pk. (100 tags)