



**American Opto Plus LED Corp.**  
**0.50" Case mold Type LED Display**  
**A501YG G/W**  
**C501YG G/W**

● **EDIT HISTORY**

Version A: Jun. 11, 2015

Preliminary Spec.

Manufacture	Examination	Approving



# American Opto Plus LED Corp.

## 0.50" Case mold Type LED Display

### A501YG G/W

### C501YG G/W

#### ● FEATURES

- 0.50 inch (12.70 mm) Digit Height.
- Low current operation.
- Case mold type.
- Gray face, White segment.
- RoHS compliant, Pb Free.

#### ● DESCRIPTION

The A501YG G/W & C501YG G/W is a 0.50 inch (12.70 mm) height single 7-segment display.

This device utilizes Super Bright Yellow Green LED chip which are made from AlGaInP on a transparent GaAs substrate. The display has Gray face, White segment.

#### ● DEVICE

PART NO	DESCRIPTION
Super Bright Yellow Green	
A501YG G/W	Common Anode
C501YG G/W	Common Cathode

**RoHS Compliance**



**Pb free.**







**American Opto Plus LED Corp.**  
**0.50" Case mold Type LED Display**  
**A501YG G/W**  
**C501YG G/W**

● **YG: SUPER BRIGHT YELLOW GREEN (AlGaInP/GaAs)**

ABSOLUTE MAXIMUM RATING AT Ta=25°C

Parameter	Symbol	Super Bright Yellow Green	Unit
Power dissipation per dice	P <sub>AD</sub>	85	mW
Derating liner from 25°C per dice	-	0.42	mA / °C
Continuous forward current per dice	I <sub>AF</sub>	30	mA
Peak current per dice (duty cycle 1/10, 1kHz)	I <sub>PF</sub>	120	mA
Reverse voltage per dice	V <sub>R</sub>	5	V
Operating temperature	T <sub>OPR</sub>	-25 to +85	°C
Storage temperature	T <sub>STG</sub>	-25 to +85	°C

ELECTRICAL - OPTICAL CHARACTERISTICS AT Ta=25°C

Characteristic	Symbol	Condition	Min.	Typ.	Max.	Unit
Forward voltage	V <sub>F</sub>	I <sub>F</sub> = 10mA	-	2.1	2.6	V
Reverse current	I <sub>R</sub>	V <sub>R</sub> = 5V	-	-	10	μA
Peak wavelength	λ <sub>P</sub>	I <sub>F</sub> = 10mA	-	573	-	nm
Dominant wavelength	λ <sub>D</sub>	I <sub>F</sub> = 10mA	-	571	-	nm
Luminous intensity	I <sub>V</sub>	I <sub>F</sub> = 10mA	-	10	-	mcd
Spectral radiation bandwidth	Δλ	I <sub>F</sub> = 10mA	-	20	-	nm



# American Opto Plus LED Corp.

## 0.50" Case mold Type LED Display

### A501YG G/W

### C501YG G/W

#### ● YG: SUPER BRIGHT YELLOW GREEN (AlGaInP/GaAs) CURVE

Typical Electro-optical Characteristic Curves  
(25 °C Free Air Temperature Unless Otherwise Specified)

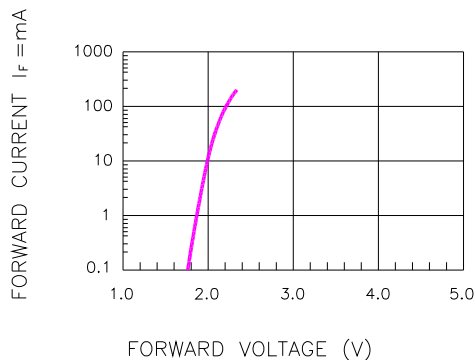


Fig.1 FORWARD CURRENT VS. FORWARD VOLTAGE

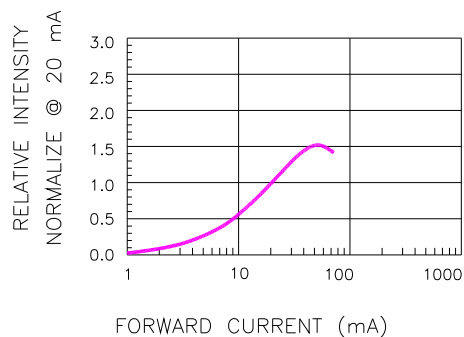


Fig.2 RELATIVE INTENSITY VS. FORWARD CURRENT

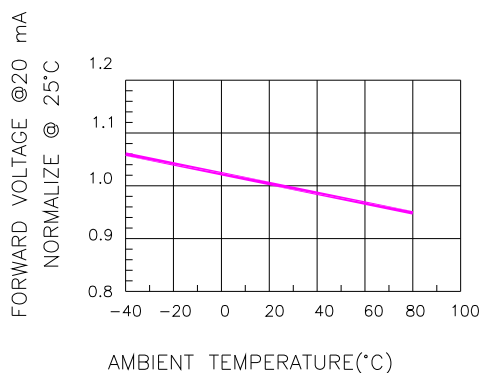


Fig.3 FORWARD VOLTAGE VS. TEMPERATURE

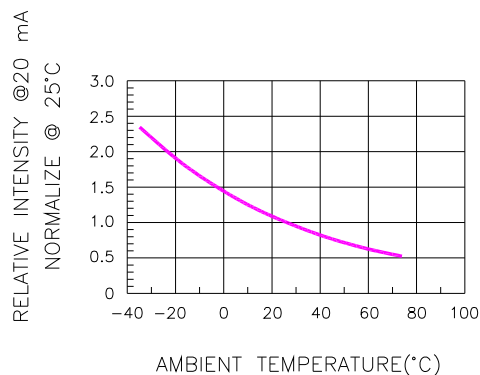


Fig.4 RELATIVE INTENSITY VS. TEMPERATURE

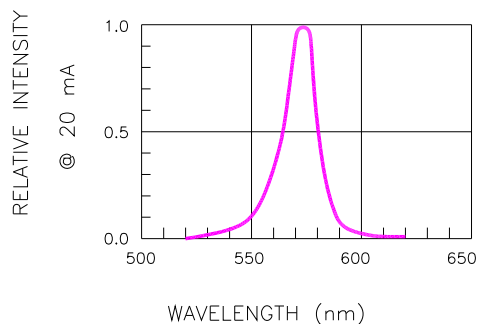


Fig.5 RELATIVE INTENSITY VS. WAVELENGTH

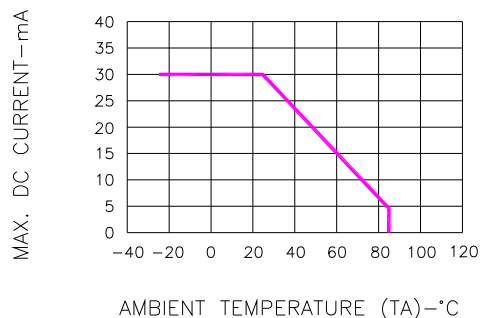
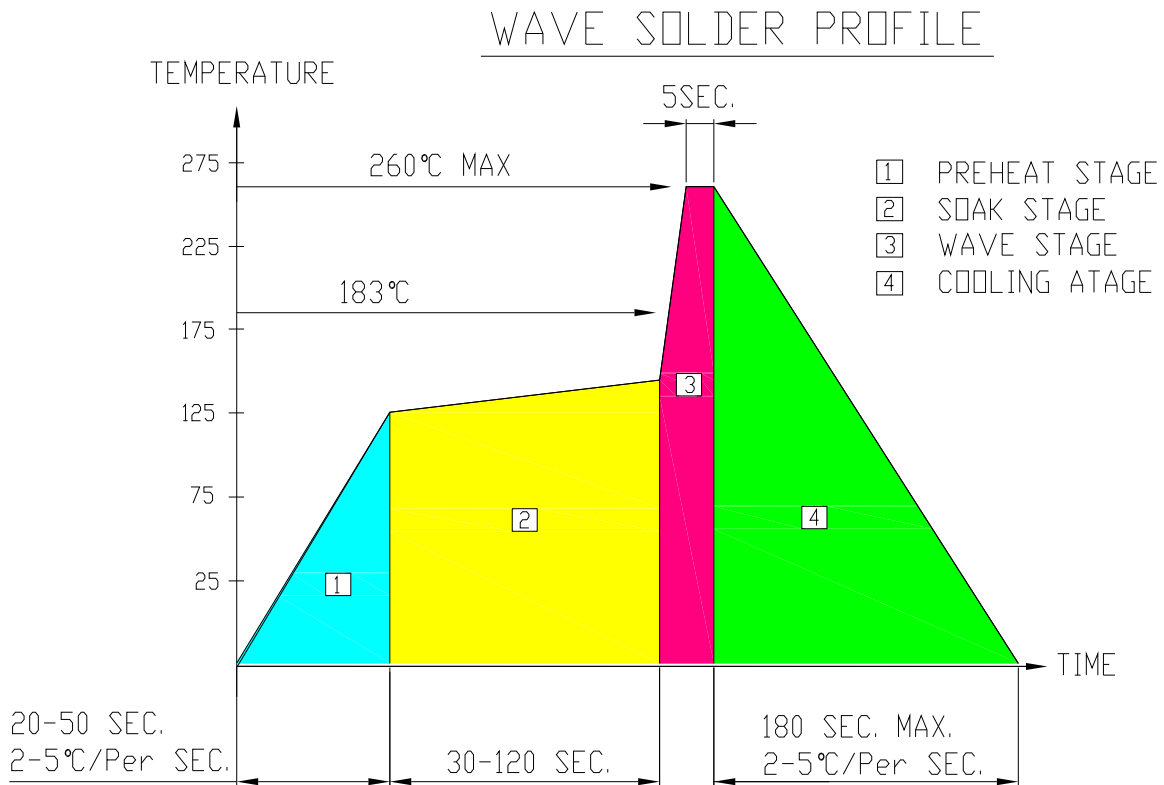


Fig.6 MAX. ALLOWABLE DC CURRENT VS. AMBIENT TEMPERATURE



**American Opto Plus LED Corp.**  
**0.50" Case mold Type LED Display**  
**A501YG G/W**  
**C501YG G/W**

● **RECOMMEND SOLDERING PROFILE**



● **SOLDERING IRON**

Basic spec is  $\leq 4$  sec when 260°C. If temperature is higher, time should be shorter (+10°C → 1 sec). Power dissipation of Iron should be smaller than 15W, and temperature should be controllable. Surface temperature of the device should be under 230°C.

● **REWORK**

Customer must finish rework within  $\leq 4$  sec under 245°C.