

NOTES:

1. MATERIALS AND FINISHES (PLATING THICKNESS IN MICRO-INCHES):

- BODY - ZINC DIECAST, MATTE TIN PLATING
- CONTACT - BRASS, GOLD PLATING
- LOCK COVER - NYLON 46, COLOR: PER TABLE
- INSULATORS - PTFE, NATURAL

2. ELECTRICAL:

- A. IMPEDANCE: 50 OHM (NOMINAL)
- B. FREQUENCY RANGE: DC - 6 GHz, (OPTIMIZED FOR DC-4GHz)
- C. VSWR(RETURN LOSS): 1.4 (-15.6 dB), MAX. (DC-2GHz) (MATED PAIR) 1.5 (-13.9 dB), MAX. (2-3GHz)
- D. DIELECTRIC WITHSTANDING VOLTAGE: 800 VRMS, MIN.

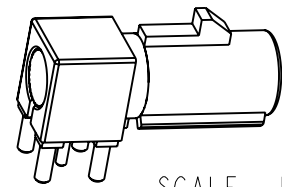
3. MECHANICAL:

- A. DURABILITY: 100 CYCLES MIN.
- B. TEMPERATURE RANGE: -40 °C TO 100 °C

4. PACKAGING:

- A. QUANTITY: TRAY PACK
- B. MARKING: TRAY TO BE MARKED "AMPHENOL, FAI-NXRP-PCBT10 AND DATE CODE"

5. HEATING STAGE: RECOMMEND SOLDERING TEMPERATURE 225° WITHIN 40 SECONDS.



SCALE 1.500

TABLE

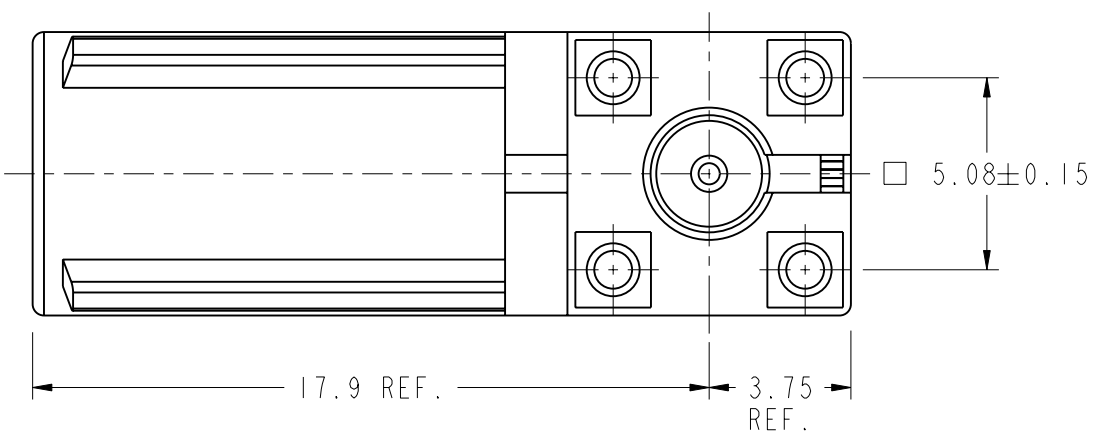
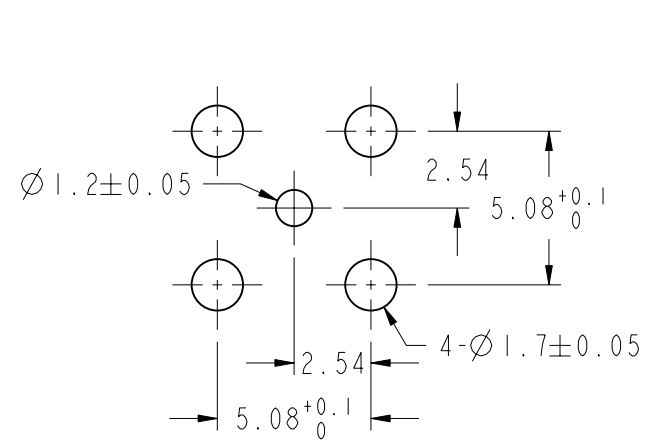
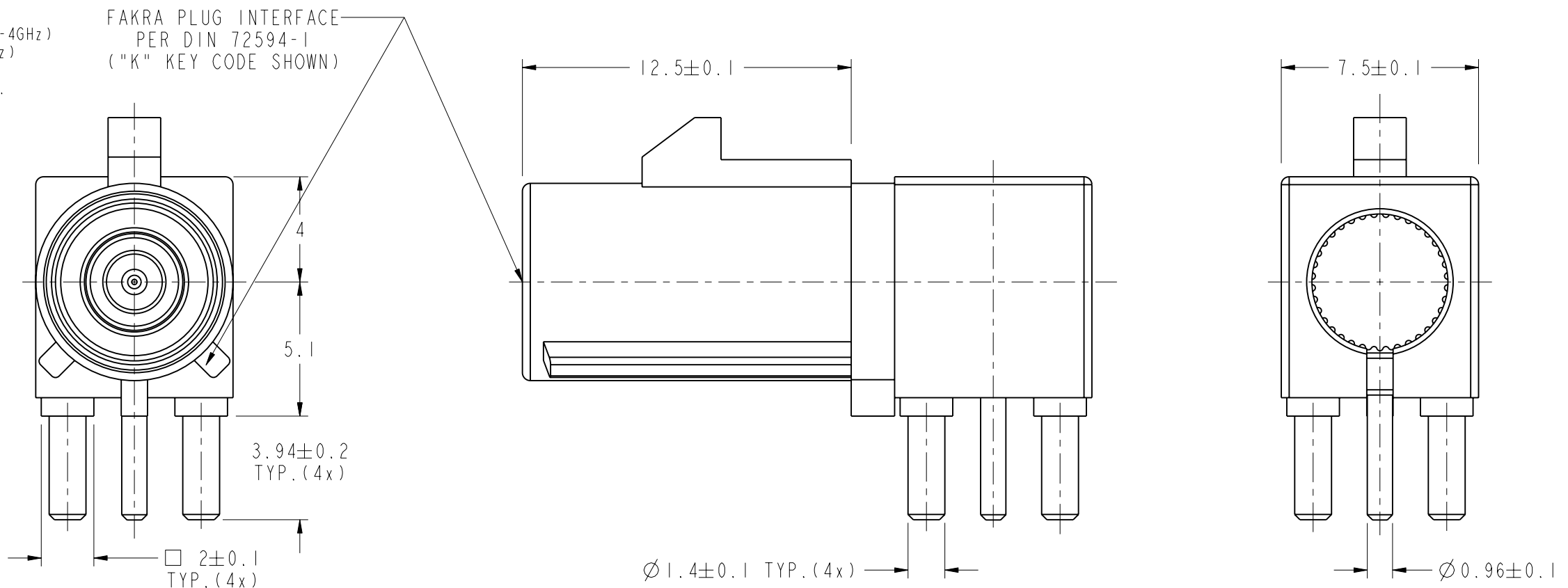
KEY CODING	AMPHENOL RF P/N	COLOR	RAL NO.
A	FAI-NARP-PCBT10	JET BLACK	9005
B	FAI-NBRP-PCBT10	CREAM	9001
C	FAI-NCRP-PCBT10	SIGNAL BLUE	5005
D	FAI-NDRP-PCBT10	CLARET VIOLET	4004
E	FAI-NERP-PCBT10	LEAF GREEN	6002
F	FAI-NFRP-PCBT10	NUT BROWN	8011
G	FAI-NGRP-PCBT10	BLUE GREY	7031
H	FAI-NHRP-PCBT10	HEATHER VIOLET	4003
I	FAI-NIRP-PCBT10	BEIGE	1001
K	FAI-NKRP-PCBT10	CURRY	1027
L	FAI-NLRP-PCBT10	CARMINE RED	3002
M	FAI-NMRP-PCBT10	PASTEL ORANGE	2003
N	FAI-NNRP-PCBT10	PASTEL GREEN	6019
Z	FAI-NZRP-PCBT10	WATER BLUE	5021

THIRD ANGLE PROJ.

CONFIGURATION CONTROL:
NO CHANGES PERMITTED TO DRAWING WITHOUT
PPAP QUALIFIED CUSTOMER APPROVAL

REVISIONS

REV	DESCRIPTION	DATE	ECO	APPR
A	RELEASE TO MFG.	11-Mar-09	----	EDWARD
B	ADD TOL ±0.05 TO Ø 1.2 & 1.7	3/12/10	48001	CPM
C	SEE SHEET 1 /RD-DMI6052001P/	20-May-16	01201	EW



CUSTOMER OUTLINE DRAWING
 ALL OTHER SHEETS ARE FOR INTERNAL USE ONLY

UNLESS OTHERWISE SPECIFIED, DIMENSIONS ARE IN METRIC AND TOLERANCES ARE:
 <0.5mm ±0.05mm 0.5 - 6mm ±0.1mm 6 - 30mm ±0.2mm 30 - 120mm ±0.3mm ANGLES ±1°

NOTICE - These drawings, specifications, or other data (1) are, and remain the property of Amphenol corp. (2) must be returned upon request; and (3) are confidential and not to be disclosed to any person other than those to whom they are given by Amphenol Corp. the furnishing of these drawings, specifications, or other data by Amphenol Corp., or to any other person to anyone for any purpose is not to be regarded by implication or otherwise in any manner licensing, granting rights to permitting such holder or any other person to manufacture, use or sell any product, process or design, patented or otherwise, that may in any way be related to or disclosed by said drawings, specifications, or other data.

MATERIAL	DRAWN EDWARD	DATE 17-Mar-09
REFERENCE EAR:3158.3 AND CONFIGURATION LEVEL: In Work	ENGINEER SCOTT	DATE 17-Mar-09
FINISH	APPROVED S.HSIEH	DATE 01-Jun-16
	CAD FILE	

TITLE FAKRA SMB R/A PCB MOUNT PLUG	SCALE: 5.0:1.0	SHEET 2 OF 2
	DWG SIZE B	REV C

Amphenol RF	www.amphenolrf.com
DRAWING NO. FAI-NXRP-PCBT10	ITEM NO. FAI-NXRP-PCBT10
PART NO. FAI-NXRP-PCBT10	