

LEVER

Glass-fibre reinforced polyamide based (PA) technopolymer, grey-black colour, matte finish.

LOCK

- stator and rotor in Zamac;
- lock with stainless steel front plate, movement of the lever at 90°;
- locking nut in brass;
- spring washer in zinc-plated steel;
- zinc-plated steel positioning washer, thickness 1.2 mm to be welded to the sheet of the door in case of thin thickness;
- two keys in nickel-plated brass, removable in two positions (locked or unlocked position);

STANDARD EXECUTIONS

Lock with 400 different combinations. Each lock has a key with different combination.

- **ELCK-1-D**: with zinc-plated steel flat closing lever, opening on the right side.
- **ELCK-1-S**: with zinc-plated steel flat closing lever, opening on the left side.
- **ELCK-1-SS**: with zinc-plated steel flat closing lever (1), without lock. Therefore, the control lever can be used for opening both on the right or on the left side.
- **ELCK-2**: available in all the above mentioned executions but with folded closing lever.

ACCESSORIES ON REQUEST

Threaded extension for the positioning of the closing lever with l=10 mm (ELCK with flat lever) or l=18 mm (ELCK with folded lever).

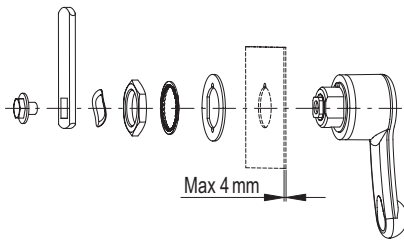
SPECIAL EXECUTIONS ON REQUEST

- ELCK-U: lock with one combination: all locks have the same combination and open with the same key.
- ELCK-M: lock with 160 different combinations and master-key: each lock has a different combination and relative key. Two master-keys, which open all of them, are supplied for every purchase order.

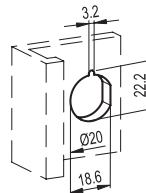
Even the special executions are available with opening on the right or on the left side, with flat or folded closing lever.



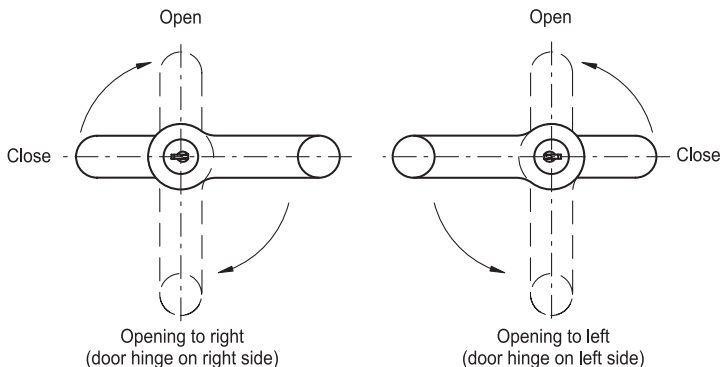
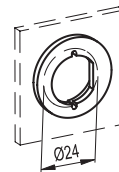
ERGOSTYLE® ELESA Original design

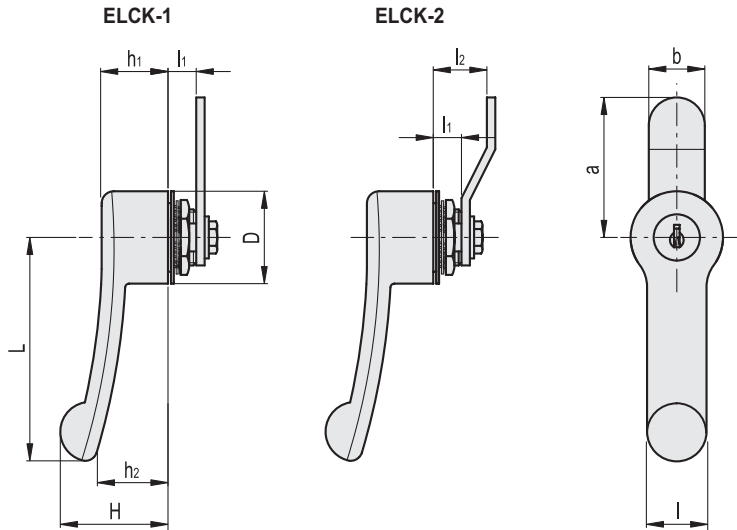


Drilling template for direct fitting



Positioning washer (included in the supply) to be welded to the metal sheet of the door for thin thickness





Conversion Table	
1 mm = 0.039 inch	
L	
mm	inch
67	2.64
85	3.35

ELCK-1

METRIC

Code	Description	D	H	L	l	l1	h1	h2	a	b	⚖
212311	ELCK.67-1-D	32	35	67	20	10	25	27	50	20	140
212313	ELCK.67-1-S	32	35	67	20	10	25	27	50	20	140
212315	ELCK.67-1-SS	32	35	67	20	10	25	27	50	20	140
212341	ELCK.85-1-D	37	41	85	23	10	25	27	50	20	150
212343	ELCK.85-1-S	37	41	85	23	10	25	27	50	20	150
212345	ELCK.85-1-SS	37	41	85	23	10	25	27	50	20	150

ELCK-2

Code	Description	D	H	L	l	l1	l2	h1	h2	a	b	⚖
212321	ELCK.67-2-D	32	35	67	20	10	18	25	24	48	20	140
212323	ELCK.67-2-S	32	35	67	20	10	18	25	27	48	20	140
212325	ELCK.67-2-SS	32	35	67	20	10	18	25	27	48	20	140
212351	ELCK.85-2-D	37	41	85	23	10	18	25	27	48	20	150
212353	ELCK.85-2-S	37	41	85	23	10	18	25	27	48	20	150
212355	ELCK.85-2-SS	37	41	85	23	10	18	25	27	48	20	150