

Inductive sensor

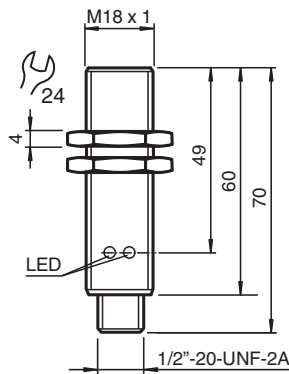
NBB5-18GM60-WS-V12



- 5 mm flush
- 2-wire AC



Dimensions



Technical Data

General specifications		
Switching function		Normally open (NO)
Output type		Two-wire
Rated operating distance	s_n	5 mm
Installation		flush
Output polarity		AC
Assured operating distance	s_a	0 ... 4.05 mm
Actual operating distance	s_r	4.5 ... 5.5 mm typ. 5 mm
Reduction factor r_{Al}		0.2
Reduction factor r_{Cu}		0.2
Reduction factor r_{304}		0.6
Output type		2-wire
Nominal ratings		
Operating voltage	U_B	20 ... 253 V
Switching frequency	f	0 ... 20 Hz
Hysteresis	H	typ. 6 %
Reverse polarity protection		reverse polarity tolerant

Release date: 2022-06-22 Date of issue: 2022-06-22 Filename: 131306_eng.pdf

Refer to "General Notes Relating to Pepperl+Fuchs Product Information".

Pepperl+Fuchs Group
www.pepperl-fuchs.com

USA: +1 330 486 0001
fa-info@us.pepperl-fuchs.com

Germany: +49 621 776 1111
fa-info@de.pepperl-fuchs.com

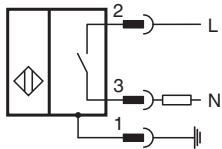
Singapore: +65 6779 9091
fa-info@sg.pepperl-fuchs.com

PF PEPPERL+FUCHS

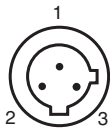
Technical Data

Voltage drop	U_d	< 5 V ($I_L > 50$ mA); < 8 V ($I_L < 50$ mA)
Momentary current (20 ms, 0.1 Hz)		0 ... 1600 mA
Operating current	I_L	5 ... 200 mA
Off-state current	I_r	0 ... 1.7 mA typ.
Time delay before availability	t_v	≤ 30 ms
Operating voltage indicator		LED, green
Switching state indicator		LED, yellow
Compliance with standards and directives		
Standard conformity		
Standards		EN 60947-5-2:2007 IEC 60947-5-2:2007
Approvals and certificates		
UL approval		cULus Listed, General Purpose
CSA approval		cCSAus Listed, General Purpose
CCC approval		Certified by China Compulsory Certification (CCC)
Ambient conditions		
Ambient temperature		-25 ... 70 °C (-13 ... 158 °F)
Mechanical specifications		
Connection type		Connector plug 1/2"-20 UN , 3-pin
Housing material		brass, nickel-plated
Sensing face		PBT
Degree of protection		IP67
Note		1) In the temperature range below 0 °C, permissible operating voltage U_b 80...253 V Safety fuse ≤ 0.8 A (quick-blow) according to IEC 60127-2 Sheet 1 Recommendation: after a short circuit, check that the device is functioning correctly.

Connection



Connection Assignment





Wire colors

- 1 | GN (green)
- 2 | RD/BK (red/black)
- 3 | RD/WH (red/white)

Release date: 2022-06-22 Date of issue: 2022-06-22 Filename: 131306_eng.pdf

Accessories

	<p>BF 18</p>	<p>Mounting flange, 18 mm</p>
	<p>V12-G-YE2M-PVC</p>	<p>Connecting cable, 1/2" - 20 UNF, 3-pin, PVC cable</p>

Release date: 2022-06-22 Date of issue: 2022-06-22 Filename: 131306_eng.pdf

Refer to "General Notes Relating to Pepperl+Fuchs Product Information".

Pepperl+Fuchs Group
www.pepperl-fuchs.com

USA: +1 330 486 0001
fa-info@us.pepperl-fuchs.com

Germany: +49 621 776 1111
fa-info@de.pepperl-fuchs.com

Singapore: +65 6779 9091
fa-info@sg.pepperl-fuchs.com