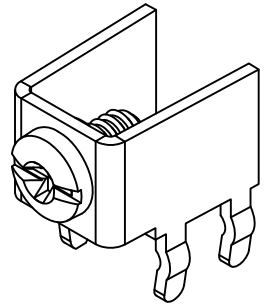
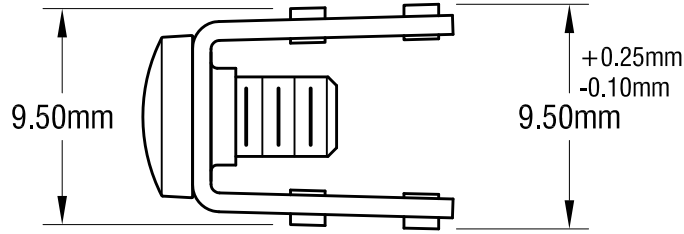
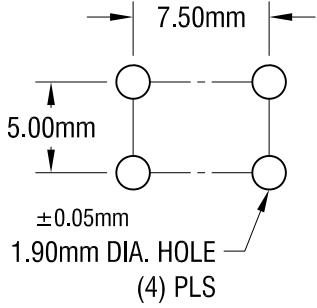
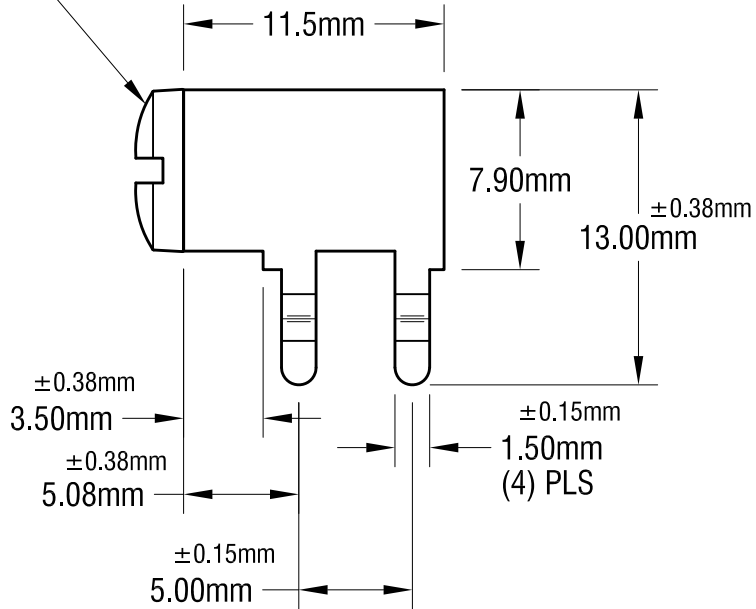
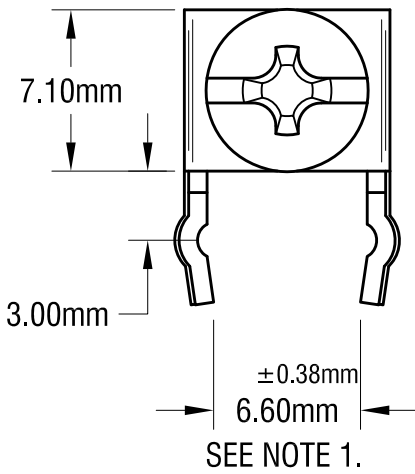


THIS DOCUMENT IS THE PROPERTY OF KEYSTONE ELECTRONICS CORP. AND SHALL NOT BE REPRODUCED, DISTRIBUTED OR USED AS A BASIS FOR MANUFACTURE WITHOUT PRIOR WRITTEN PERMISSION FROM KEYSTONE ELECTRONICS CORP.

MOUNTING DETAIL



M3 x 0.5
6.00mm LONG
CAPTIVATED SCREW



SCREW TERMINAL W / COLORED SCREW HEAD

PART NO.	HEAD COLOR	PART NO.	HEAD COLOR
7695-2	RED	7695-5	BLUE
7695-3	BLACK	7695-6	GREEN
7695-4	WHITE	7695-7	YELLOW

NOTE:

1. ALL DIMENSIONS ARE IN MILLIMETERS.

2. TERMINAL:

MAT'L - 0.8mm TH'K BRASS, TIN PLATE

SCREW:

MAT'L - BRASS, NICKEL PLATE

HEAD OF SCREW IS POWDER COATED WITH COLOR AS INDICATED IN CHART.

KEYSTONE ELECTRONICS CORP.

www.keyelco.com • ASTORIA, N.Y. 11105-2017 • Tel (718) 956-8900

PART NAME				PC METRIC SCREW TERMINAL			
MATERIAL				AS NOTED			
FINISH		DRN BY		DATE		SCALE	
AS NOTED		NT		1.15.10		3X	
APP'D		LN		DWG NO.			
TOLERANCES		INCH		[MM]		CODE	
DECIMAL		±		[± 0.25]		C	
ANGULAR		± 1°		UNLESS OTHERWISE SPECIFIED			
7695-2 - 7695-7							

DATE	DESCRIPTION	REV.
------	-------------	------