


## Micro Contactors: AC & DC Operated

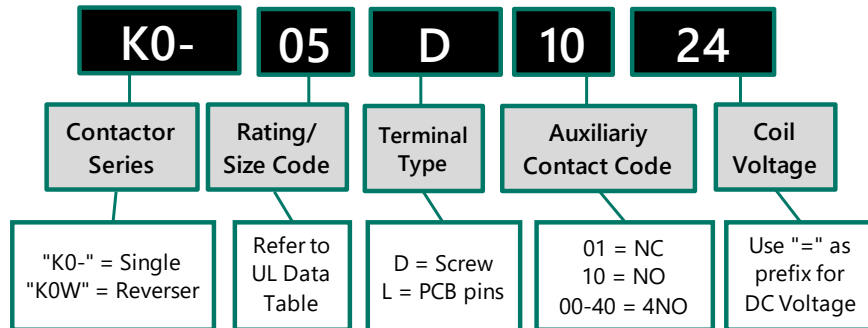
Series K0-04, K0-05 & K0W05



### Data according to UL508

		Type	K0-05D.. K0W05D01..	K0-04D..	K0-05L..	K0-04L..
<b>Main Contacts (cULus)</b>						
Rated operational current "General Use"		A	12	5	9	5
Rated operational power of three motors at 60Hz (3ph)	110-120V	hp	1/2	-	1/2	-
	200-208V	hp	1	-	1	-
	220-240V	hp	1	-	1	-
	277V	hp	1 1/2	-	1 1/2	-
Rated operational power of AC motors at 60Hz (1ph)	110-120V	hp	1/2	-	1/2	1/2
	200-208V	hp	1/2	-	3/4	-
	220-240V	hp	3/4	-	-	-
Fuse / Short-circuit current		A/kA	30/5	-	30/5	-
Rated voltage		VAC	480	480	480	480
<b>Auxiliary Contacts (cULus)</b>						
	heavy pilot duty	AC	B300	B300	B300	B300
	standard pilot duty	DC	R300	R300	R300	R300

### Ordering Code Example:



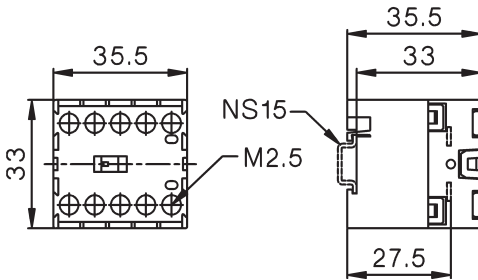
# Micro Contactors: AC & DC Operated

Series K0-04, K0-05 & K0W05

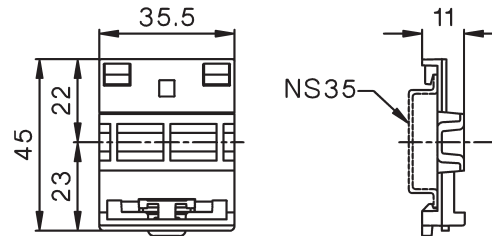
## Dimensions

AC or DC operated  
with screw terminals

K0-04D..(=  
K0-05D.. (=)

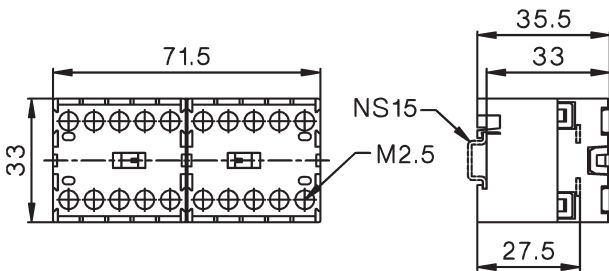


Snap-On Adapter P1039

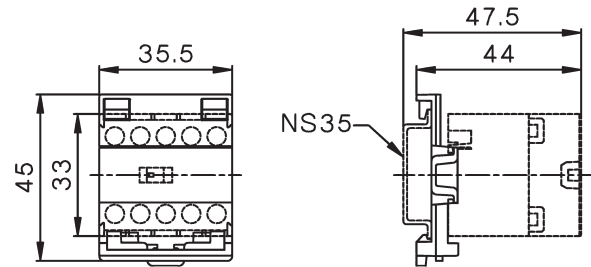


Reversing Contactors  
with screw terminals

K0W05D..MC

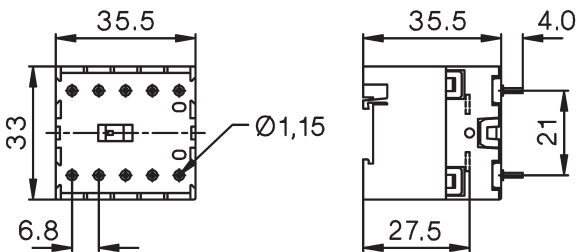


K0-..D.. with Snap-On Adapter P1039



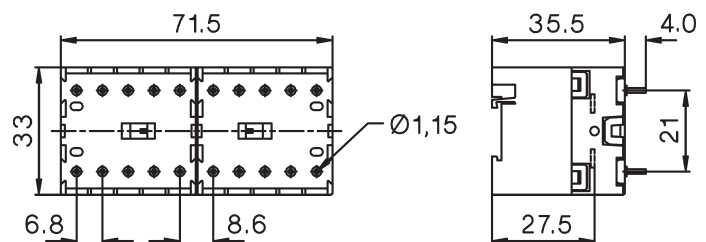
AC or DC operated  
with solder connections

K0-04L.. (=)  
K0-05L.. (=)



Reversing Contactors  
with solder connections


K0W05L..MC



# Micro Contactors: AC & DC Operated

Series K0-04, K0-05 & K0W05

## Snap-On Adapter



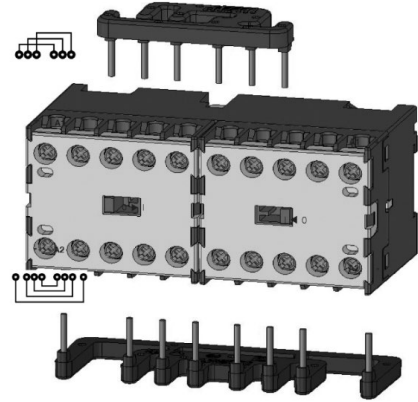
For Type	Specification	Type
K0	Snap on Adapter for K0  for snap-on mounting of contactor K0 on 35mm DIN-rail acc. DIN EN 50022	<b>P1039</b>

## Reversing Starter Connector



For Reversing Starter Types, incl. Coil Connector	Type
K0W05D..MC	<b>K0W-VB</b>

Reversing Starter Connector K0W-VB  
for reversing contactors  
K0W05D...



Specifications are subject to change without notice