




Shield



Multiple Position



Wide Variation




## Features

- 1 Optimum for portable ultrasound scanning interface
- 2 High pin count, yet small size and light weight
- 3 Enhanced grounding design
- 4 4-step displaced contact point for lower insertion force with high pin count
- 5 Floating locator improves mounting efficiency

## Wide Variations


### [Plug on Probe Side]

Right Angle




### [Receptacle on Device Side]

Right Angle



Straight



### [Guides] Attachable with screwdriver

Guide Socket

Flathead / Cross Slot Screwdriver

Guide Pin

Nut Screwdriver




EX-SG




EX-PG

### Shielded Type

EX10F-280S



EX20F-280S



M3 screws are not included.  
\*Dimensions are in millimeters

## Specifications

Rated Current	0.5A
Rated Voltage	250V AC
Contact Resistance	125mΩ Max. (100mA)
Insulation Resistance	250MΩ Min. (100V DC)
Withstanding Voltage	400V AC for 1 min.
Operating Temperature	-25 to 85°C
Mating Durability	10,000 times

- RoHS compliant, Halogen-free product\*

\*This product satisfies halogen free requirements defined as 900 ppm maximum chlorine, 900 maximum bromine, and 1500 ppm maximum total of chlorine and bromine.

Guides can be attached to either plug or receptacle.

Hirose recommends attaching guide sockets to probe side and guide pins to device side.

MKT-E-11018F\_1 Issued: Jan. 28, 2020 © 2020 HIROSE ELECTRIC CO., LTD. All rights reserved. Specifications herein are subject to change without notice. Contact Hirose for latest specifications, drawings, or availabilities.