

Inductive coupler M12-2

Axial coupler


Contact free transmission of energy and signals

Application/customer benefits

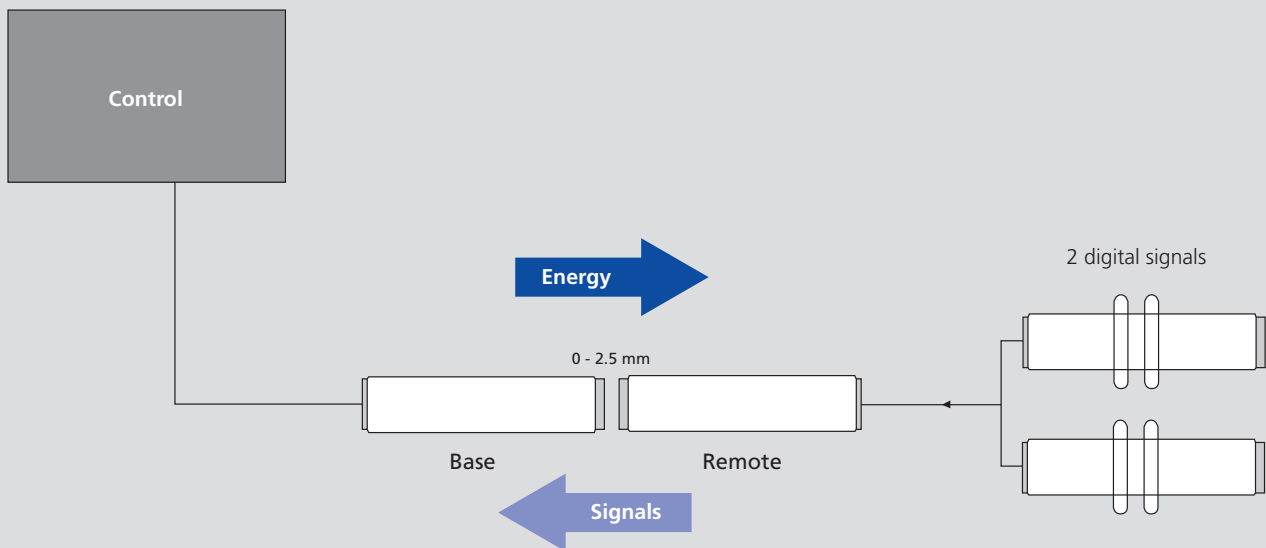
- Contact free transmission of energy and signals between stationary and moved components
- Application examples: Supply of mobile sensors, supply and monitoring of remote systems, monitoring of door contacting
- Dynamic Pairing
- Free from wear and maintenance
- Operating display

Technical features

- Mounting M12 x 1
 - Supply voltage 24V \pm 10%
 - Transmission distance 0 - 2.5 mm
 - Transmission of energy: 24V / 1W (35mA)
 - Transmission of signals: 2 digital signals
 - Inverse-polarity protection (base), short-circuit proof (remote)
 - Id. No. Base: OE010970
 - Id. No. Remote: OE010971
 - Interface: Base cable 300 mm with male connector M12 (5-pin), remote cable 300 mm with female connector M12 (5-pin)
- LED interface (base)
- | | |
|----------------|-------------------------------|
| color: | green |
| slow flashing: | power on / no remote detected |
| static: | in position |
| fast flashing: | overload / short circuit |

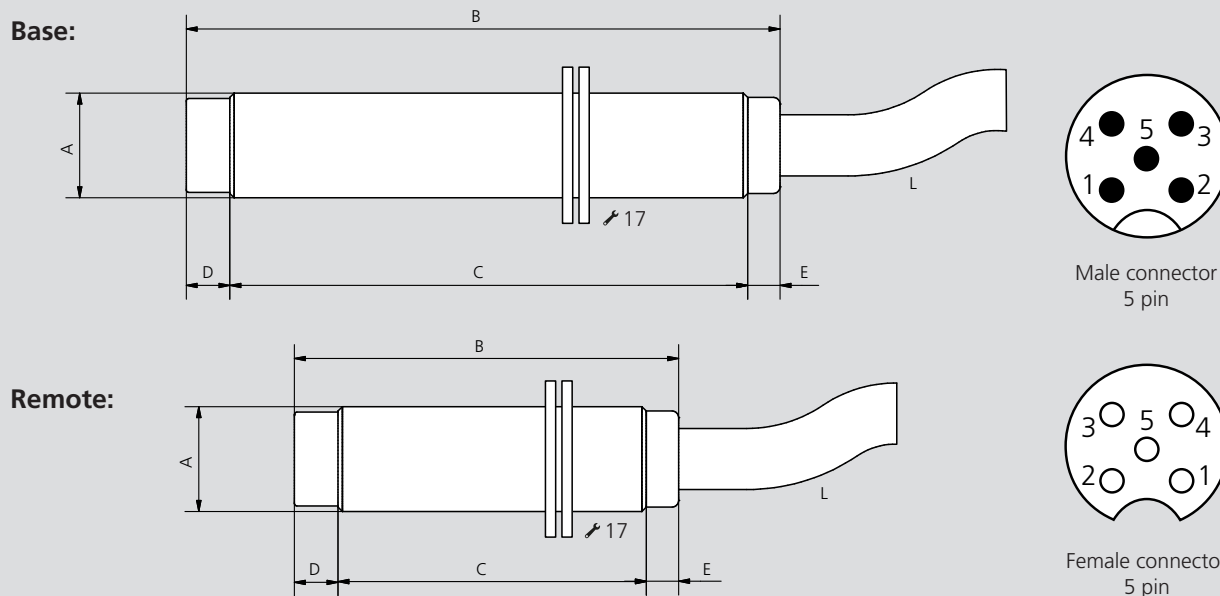


Block diagram:



Subject to technical changes.
For more detailed information please ask our customer service.

- Stationary unit - Base
- Mobile unit - Remote



Subject to technical changes.
For more detailed information please ask our customer service.

Inductive coupler M12

SMW-electronics Type		Base	Remote
Id. No.		0E010970	0E010971
A Thread	mm	M12 x 1	M12 x 1
B	mm	68	44
C	mm	59.3	35.3
D	mm	5	5
E	mm	3.7	3.7
L Cable length	mm	300	300
Housing material		CuZn, PA66, PC GF 30%	CuZn, PA66, PC GF 30%
Protection class		IP 67	IP 67
Operating temperature		-10°C ... +55°C	-10°C ... +55°C
Storage temperature		-25° ... +70°C	-25° ... +70°C
Coupling distance		0 mm ... 2.5 mm	0 mm ... 2.5 mm
Operating voltage		24V ± 10% DC	-
Output voltage		-	24V ± 10% DC
Power consumption (Base)		> 400mA	-
Power output (Remote)		-	< 50mA
Overload protection / short circuit protection		✓	✓
Residual ripple		-	< 200mV
Reverse polarity protection		✓	-
Data-Valid Output		max. 100mA	-
Operational readiness		< 20 ms	< 20 ms
PIN assignment	PIN	Signal Base	Signal Remote
Supply voltage	1	+24V IN	+24V OUT
Digital signal 1	2	0 / 24V OUT	0 / 24V IN
Ground connection	3	GND	GND
Digital signal 2	4	0 / 24V OUT	0 / 24V IN
Data-Valid	5	0 / 24V OUT	0 / 24V IN