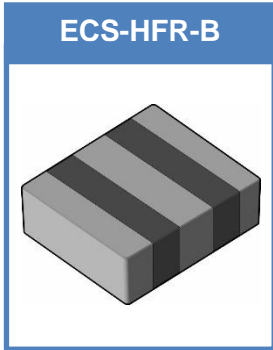


The ECS-HFR-B Series SMD ceramic resonator includes built in capacitors for reduced component count. The SMD Ceramic resonator is an excellent low cost frequency control solution when absolute frequency accuracy is not important.

Request a Sample

OPERATING CONDITIONS / ELECTRICAL CHARACTERISTICS

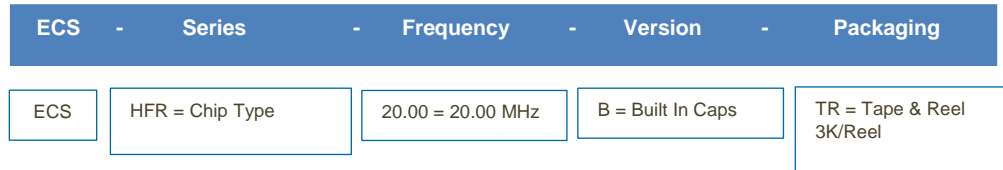


Part Number *	Frequency Range (MHz)	Frequency Accuracy @25°C (%)	Frequency Stability -20 ~ +80°C (%)	Aging for Ten Years (%)	ESR (Ω) MAX	Built-In Capacitance (C1 & C2)	IC
ECS-HFR-□□.□□-B	20.00 ~ 30.00	±0.5	±0.4	±0.3	70	8 pF	1/6
ECS-HFR-□□.□□-B	30.10 ~ 50.00	±0.5	±0.3	±0.3	60	8 pF	TC74HCU04x2

Complete part number to include frequency

Part Numbering Guide: ECS-HFR-20.00-B-TR

- Chip Type SMD Package
- RoHS Compliant (Note 7 Exemption)
- Built-In Load Capacitor
- Tape & Reel Packaging



Package Dimensions (mm)

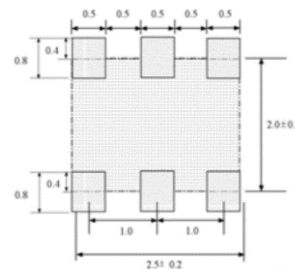
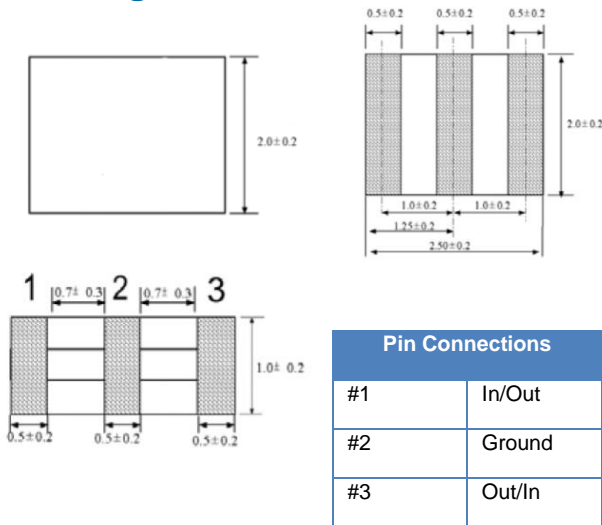


Figure 2) Land Pattern

Figure 1) Top, Side, and Bottom Views