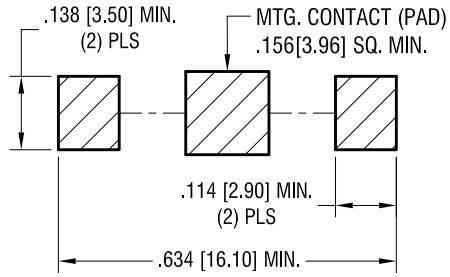
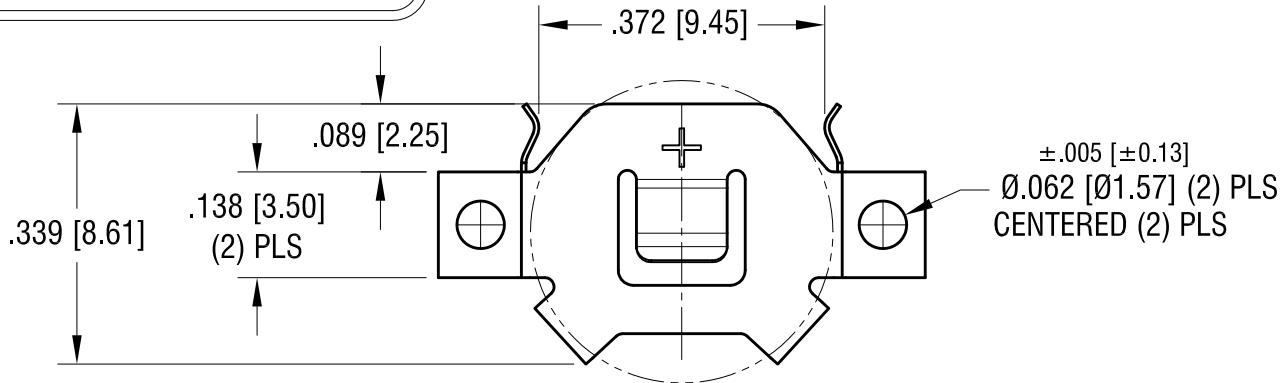


THIS DOCUMENT IS THE PROPERTY OF KEYSTONE ELECTRONICS CORP. AND SHALL NOT BE REPRODUCED, DISTRIBUTED OR USED AS A BASIS FOR MANUFACTURE WITHOUT PRIOR WRITTEN PERMISSION FROM KEYSTONE ELECTRONICS CORP.

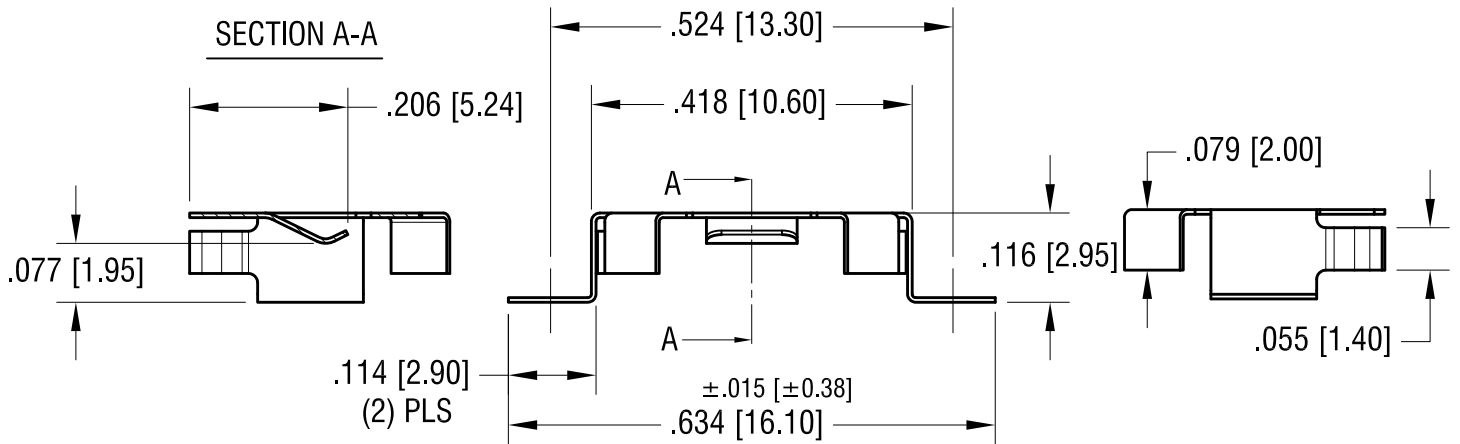
MOUNTING PAD LAYOUT



ACTUAL SIZE



SECTION A-A



5.07.15	CHANGE AS PER ECN 15-054	A
DATE	DESCRIPTION	REV.

KEYSTONE ELECTRONICS CORP.			
www.keyelco.com • ASTORIA, N.Y. 11105-2017 • Tel (718) 956-8900			
PART NAME			
10mm SM COIN CELL CLIP			
MATERIAL			
.006 [0.15] TH'K PHOSPHOR BRONZE			
FINISH		DRN BY	DATE
TIN NICKEL PLATE		NT	9.17.10
		APP'D	SCALE
		RH	4X
TOLERANCES	INCH [MM]	CODE	DWG NO.
DECIMAL	±.010 [±0.25]	C	3030
ANGULAR	± 1°		
UNLESS OTHERWISE SPECIFIED			