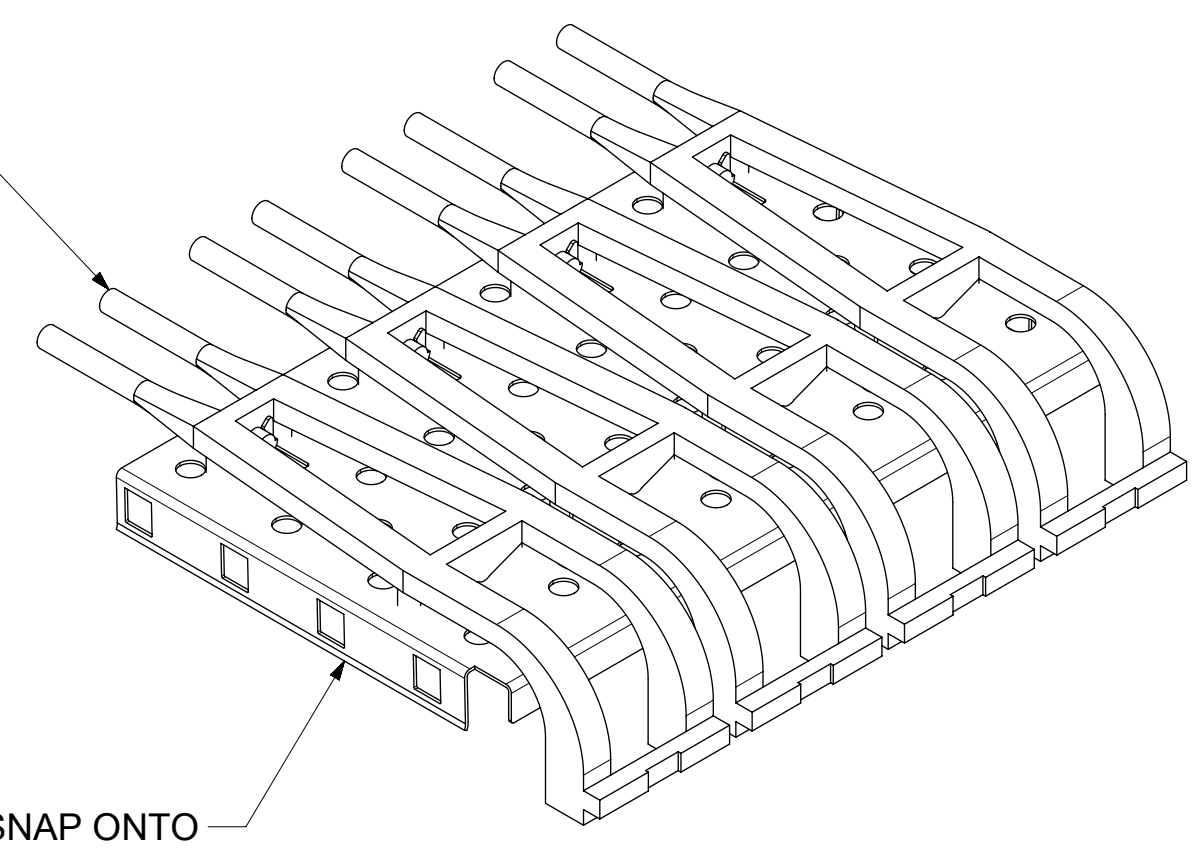
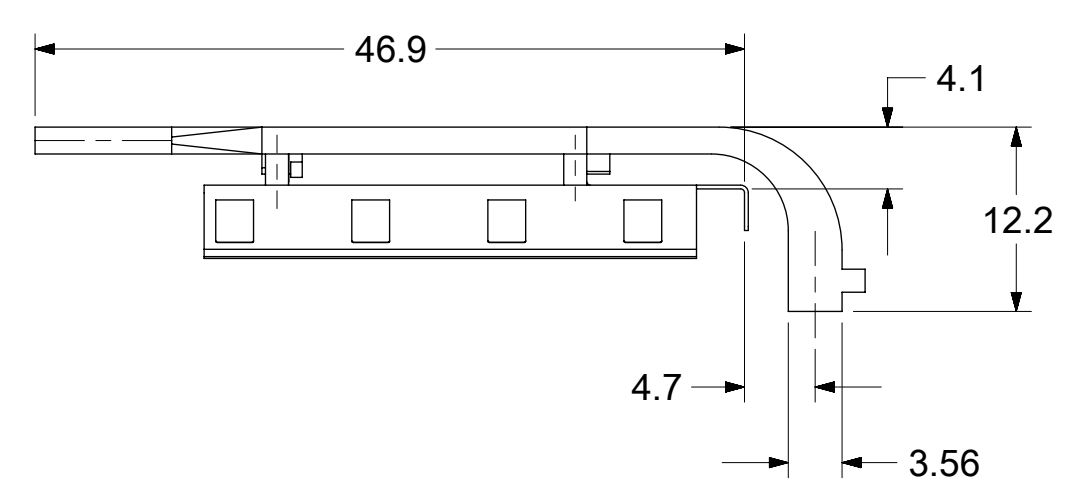
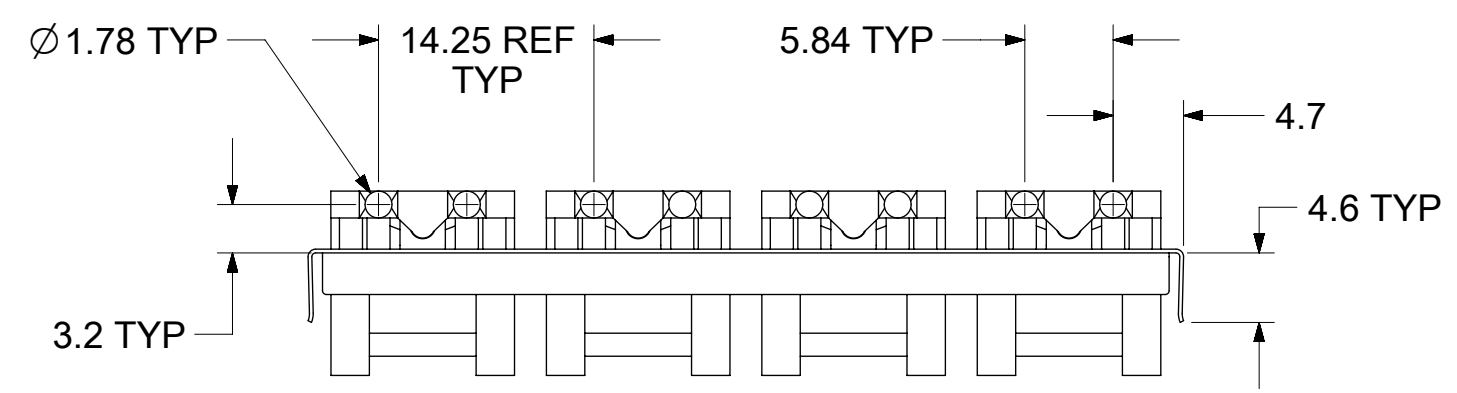


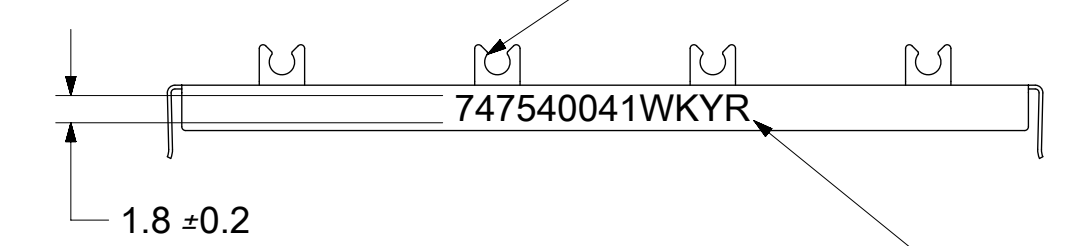
LIGHT PIPES SECURED TO METAL CAGE COVER



COVER DESIGNED TO SNAP ONTO THE SFP+ CAGE ASSEMBLY



LIGHT PIPE NOT SHOWN FOR CLARIFY



PART NO. AND WEEK/YEAR DATE CODE TO BE PRINTED ON BACK OF COVER APPROXIMATELY AS SHOWN. SEE TABLE BELOW FOR DATE CODE INFORMATION.

| WEEK/YEAR DATE CODE TABLE |  |
|---------------------------|--|
| WK                        | 01 THRU 52 OR 53 EXAMPLE: 01 = FIRST WEEK OF YEAR 52 = LAST WEEK OF YEAR |
| YR                        | 19, 20, 21, ETC. EXAMPLE: YEAR 2019 = 19.                                |

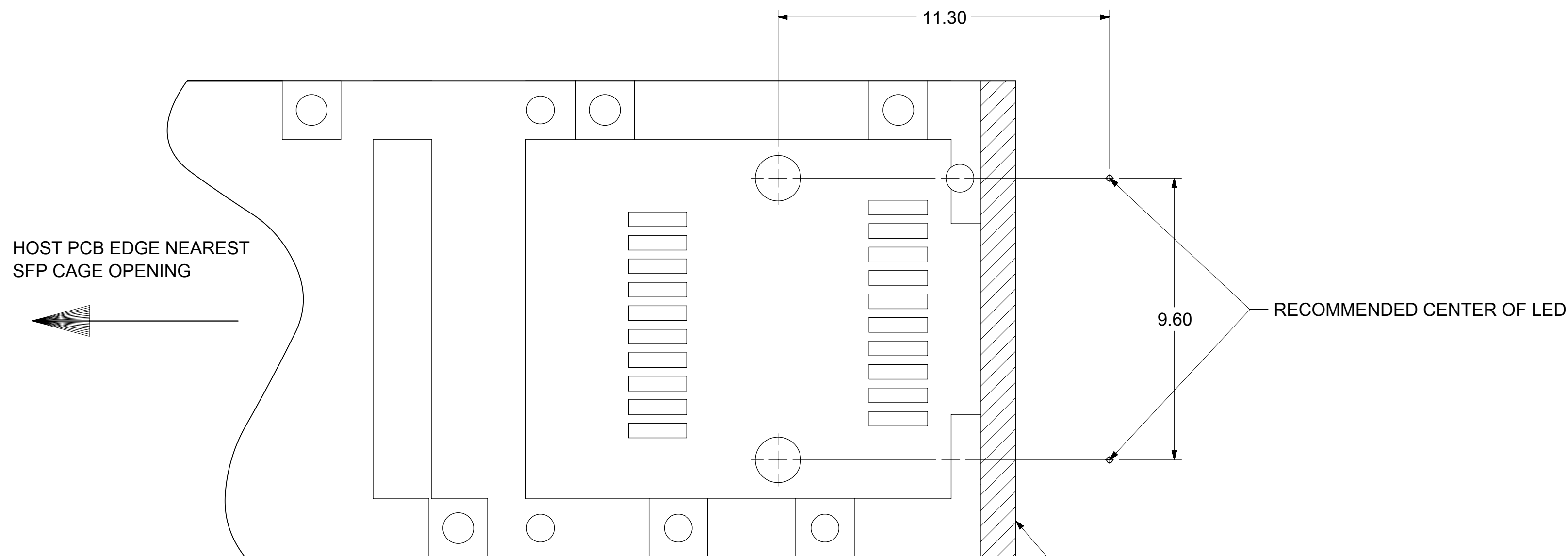
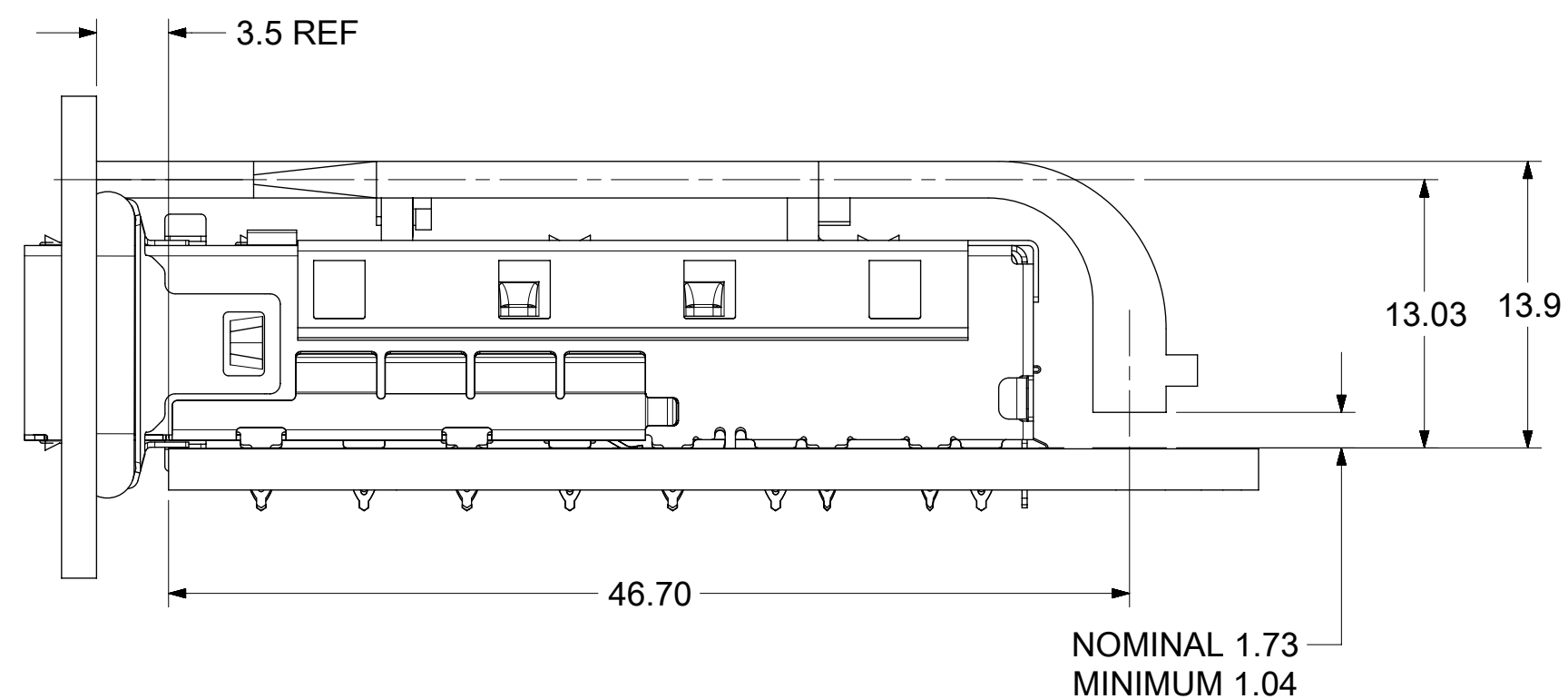
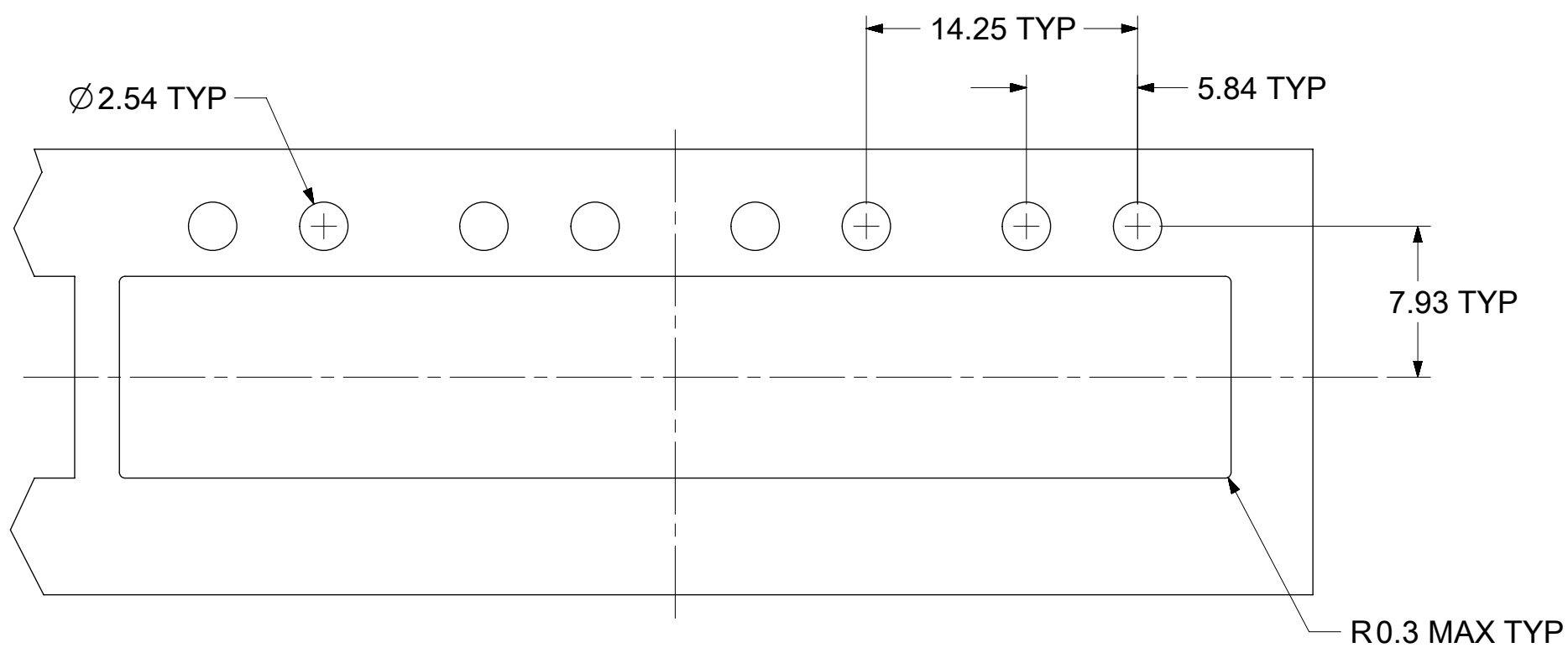
- MATERIAL:  
COVER: COPPER ALLOY  
LIGHT PIPE: POLYCARBONATE (94-V0 RATED)
- THIS LIGHT PIPE ASSEMBLY IS TO BE USED WITH THE SFP+ 1X4 CAGE ASSEMBLY P/N 7475404\*\*
- IT IS RECOMMENDED THAT THE CAGE BE PRESSED INTO OR SOLDERED TO THE PCB PRIOR TO ASSEMBLING THE LIGHT PIPE ASSEMBLY.
- No RoHS EXEMPTIONS.

|         |  |   |                                      |
|---------|--|---|--------------------------------------|
| SYMBOLS |  | THIS DRAWING CONTAINS INFORMATION THAT IS PROPRIETARY TO MOLEX ELECTRONIC TECHNOLOGIES, LLC AND SHOULD NOT BE USED WITHOUT WRITTEN PERMISSION |                                      |
| ▽ = 0   | DIMENSION UNITS                                      | SCALE   | CURRENT REV DESC: SEE REVISION TABLE |
| ▽ = 0   | mm   | 2:1   |                                      |
| ▽ = 0   | GENERAL TOLERANCES (UNLESS SPECIFIED)                |   |                                      |
| ▽ = 0   | ANGULAR TOL ± 1.0°                                   |   |                                      |
| ▽ = 0   | 4 PLACES ±   |   | EC NO: 610070                        |
| ▽ = 0   | 3 PLACES ±   |   | DRWN: PKUMARG 2017/03/03             |
| ▽ = 0   | 2 PLACES ± 0.15                                      |   | CHK'D: TKUMARKC 2019/01/08           |
| ▽ = 0   | 1 PLACE ± 0.25                                       |   | APPR: RCHEN08 2019/01/09             |
| ▽ = 0   | 0 PLACES ±   |   | INITIAL REVISION:                    |
| ▽ = 0   | DRAFT WHERE APPLICABLE MUST REMAIN WITHIN DIMENSIONS |   | DRWN: PKUMARG 2017/03/03             |
| ▽ = 0   | THIRD ANGLE PROJECTION                               |   | APPR: RCHEN08 2019/01/09             |
|         | DRAWING  | SERIES  | DOCUMENT NUMBER                      |
|         | C-SIZE   | 74754   | 747540041                            |
|         |  |   | CUSTOMER                             |
|         |  |   | SHEET NUMBER                         |
|         |  |   | 1 OF 3                               |



SFP+ 1X4 LIGHT PIPE ASSEMBLY, LOW PROFILE

PRODUCT CUSTOMER DRAWING



HOST PCB LAYOUT NOTES (SCALE 10:1)

- LED SHOULD BE PLACED RELATIVE TO THE SFP CONNECTOR POST HOLES
- LAYOUT APPLIES TO EACH PORT

|  |  |       |  |                                      |  |  |  |  |  |   |  |         |  |        |  |       |  |           |  |  |  |        |  |          |  |  |  |              |  |  |  |          |  |  |  |
|--|--|-------|--|--------------------------------------|--|--|--|--|--|---|--|---------|--|--------|--|-------|--|-----------|--|--|--|--------|--|----------|--|--|--|--------------|--|--|--|----------|--|--|--|
| SYMBOLS  |  |       |  |                                      |  |  |  |  |  | THIS DRAWING CONTAINS INFORMATION THAT IS PROPRIETARY TO MOLEX ELECTRONIC TECHNOLOGIES, LLC AND SHOULD NOT BE USED WITHOUT WRITTEN PERMISSION |  |         |  |        |  |       |  |           |  |  |  |        |  |          |  |  |  |              |  |  |  |          |  |  |  |
| DIMENSION UNITS                                      |  | SCALE |  | CURRENT REV DESC: SEE REVISION TABLE |  |  |  |  |  |   |  |         |  |        |  |       |  |           |  |  |  |        |  |          |  |  |  |              |  |  |  |          |  |  |  |
| mm   |  | 3:1   |  |                                      |  |  |  |  |  |   |  |         |  |        |  |       |  |           |  |  |  |        |  |          |  |  |  |              |  |  |  |          |  |  |  |
| GENERAL TOLERANCES (UNLESS SPECIFIED)                |  |       |  |                                      |  |  |  |  |  | EC NO: 610070   |  |         |  |        |  |       |  |           |  | <b>SFP+ 1X4 LIGHT PIPE ASSEMBLY, LOW PROFILE</b> |  |        |  |          |  |  |  |              |  |  |  |          |  |  |  |
| ANGULAR TOL ± 1.0°                                   |  |       |  |                                      |  |  |  |  |  | DRWN: PKUMARG 2017/03/03  |  |         |  |        |  |       |  |           |  |  |  |        |  |          |  |  |  |              |  |  |  |          |  |  |  |
| 4 PLACES ±   |  |       |  |                                      |  |  |  |  |  | CHK'D: TKUMARKC 2019/01/08  |  |         |  |        |  |       |  |           |  |  |  |        |  |          |  |  |  |              |  |  |  |          |  |  |  |
| 3 PLACES ±   |  |       |  |                                      |  |  |  |  |  | APPR: RCHEN08 2019/01/09  |  |         |  |        |  |       |  |           |  | PRODUCT CUSTOMER DRAWING                         |  |        |  |          |  |  |  |              |  |  |  |          |  |  |  |
| 2 PLACES ± 0.15                                      |  |       |  |                                      |  |  |  |  |  | INITIAL REVISION:   |  |         |  |        |  |       |  |           |  | DOCUMENT NUMBER                                  |  |        |  | DOC TYPE |  |  |  | DOC PART     |  |  |  | REVISION |  |  |  |
| 1 PLACE ± 0.25                                       |  |       |  |                                      |  |  |  |  |  | DRWN: PKUMARG 2017/03/03  |  |         |  |        |  |       |  |           |  | 747540041  |  |        |  | PSD      |  |  |  | ASY          |  |  |  | C        |  |  |  |
| 0 PLACES ±   |  |       |  |                                      |  |  |  |  |  | APPR: RCHEN08 2019/01/09  |  |         |  |        |  |       |  |           |  | MATERIAL NUMBER                                  |  |        |  | CUSTOMER |  |  |  | SHEET NUMBER |  |  |  |          |  |  |  |
| DRAFT WHERE APPLICABLE MUST REMAIN WITHIN DIMENSIONS |  |       |  |                                      |  |  |  |  |  | THIRD ANGLE PROJECTION  |  | DRAWING |  | SERIES |  | 74754 |  | 747540041 |  |  |  | 2 OF 3 |  |          |  |  |  |              |  |  |  |          |  |  |  |

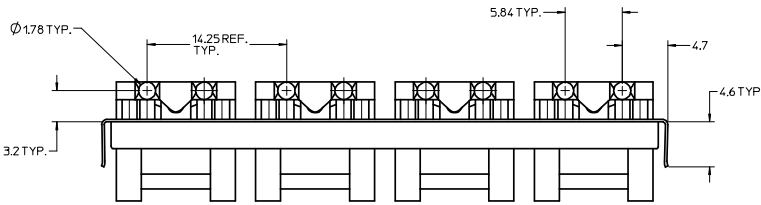
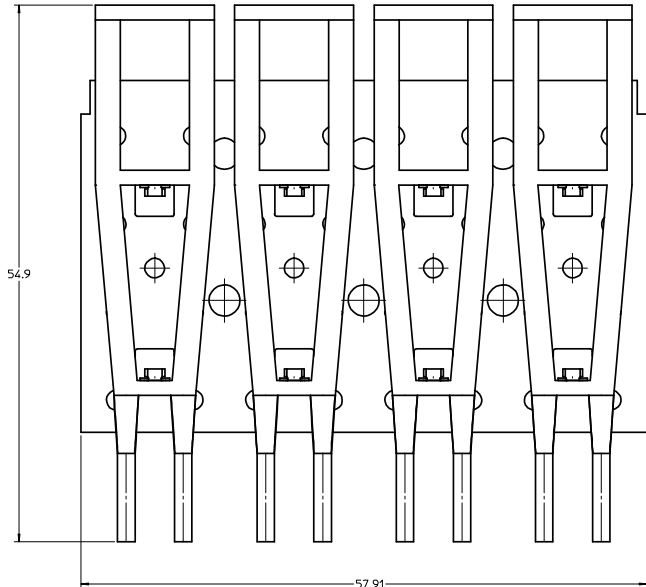
H  
G  
F  
E  
D  
C  
B  
A

| REV | DATE       | DESCRIPITON  |
|-----|------------|--|
| A   | 2007/08/28 | INITIAL RELEASE  |
| B   | 2007/08/28 | REPOSITIONED LED'S AND LIGHT PIPE ASSY   |
| C   | 2019/01/08 | 1. REMASTERED FROM SD-74754-0041 REV_B TO 747540041 PSD ASY REV_C IN NX.<br>2. SHEET 2: F :7 : ADDED DIM "R0.3 MAX TYP"<br>3. SHEET 1: F :7 : VIEW ADDED FOR DATE CODE REPRESENTATION. |
|     |            |  |
|     |            |  |
|     |            |  |
|     |            |  |
|     |            |  |
|     |            |  |
|     |            |  |
|     |            |  |
|     |            |  |
|     |            |  |
|     |            |  |
|     |            |  |
|     |            |  |
|     |            |  |
|     |            |  |
|     |            |  |
|     |            |  |
|     |            |  |
|     |            |  |
|     |            |  |
|     |            |  |
|     |            |  |
|     |            |  |
|     |            |  |
|     |            |  |

THIS DRAWING CONTAINS INFORMATION THAT IS PROPRIETARY TO MOLEX ELECTRONIC TECHNOLOGIES, LLC AND SHOULD NOT BE USED WITHOUT WRITTEN PERMISSION

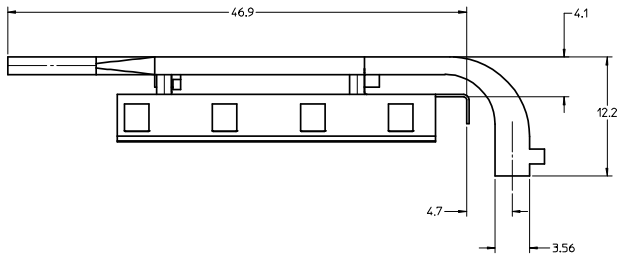
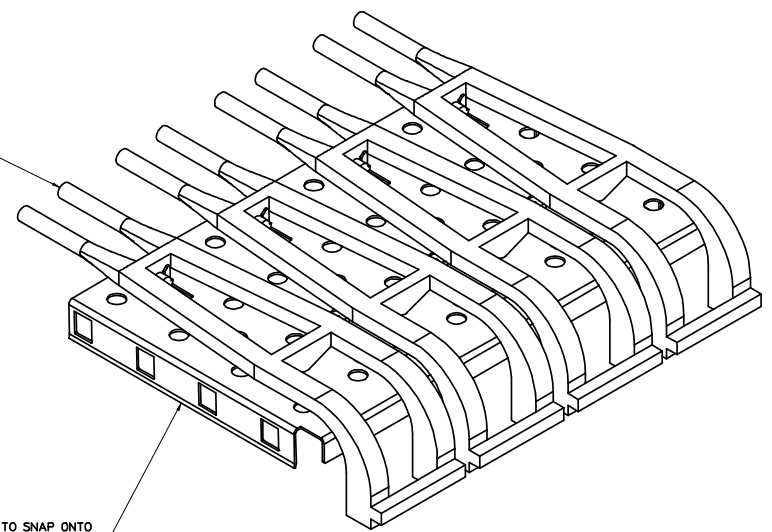
|         |  |       |  |   |                   |                 |          |              |                 |          |          |          |
|---------|--|-------|--|---|-------------------|-----------------|----------|--------------|-----------------|----------|----------|----------|
| SYMBOLS | DIMENSION UNITS  | SCALE | CURRENT REV DESC: SEE REVISION TABLE                       | <h1 style="text-align: center;">molex</h1> <p style="text-align: center;">SFP+ 1X4 LIGHT PIPE<br/>ASSEMBLY, LOW PROFILE</p> <p style="text-align: center;">PRODUCT CUSTOMER DRAWING</p> |                   |                 |          |              |                 |          |          |          |
|         | mm   | 1:1   |  |   |                   |                 |          |              |                 |          |          |          |
| ▽ = 0   | GENERAL TOLERANCES<br>(UNLESS SPECIFIED)                   |       | EC NO: 610070  |   |                   |                 |          | 2017/03/03   | DOCUMENT NUMBER | DOC TYPE | DOC PART | REVISION |
| ▽/ = 0  | ANGULAR TOL ± 1.0°   |       | DRWN: PKUMARG  |   |                   |                 |          | 2019/01/08   | 747540041       | PSD      | ASY      | C        |
| ▽/ = 0  | 4 PLACES ±   |       | CHK'D: TKUMARKC  |   |                   |                 |          | 2019/01/09   |                 |          |          |          |
| ▽ = 0   | 3 PLACES ±   |       | APPR: RCHE08   | 2019/01/09  | INITIAL REVISION: | MATERIAL NUMBER | CUSTOMER | SHEET NUMBER |                 |          |          |          |
| ▽ = 0   | 2 PLACES ± 0.15  |       | DRWN: PKUMARG  | 2017/03/03  |                   |                 |          |              |                 |          |          |          |
| ▽ = 0   | 1 PLACE ± 0.25   |       | APPR: RCHE08   | 2019/01/09  | 747540041         | CUSTOMER        | 3 OF 3   |              |                 |          |          |          |
| ⊠ = 0   | 0 PLACES ±   |       | DRAFT WHERE APPLICABLE<br>MUST REMAIN<br>WITHIN DIMENSIONS | THIRD ANGLE PROJECTION  | DRAWING           | SERIES          | 74754    |              |                 |          |          |          |
| ■ = 0   | DRAFT WHERE APPLICABLE<br>MUST REMAIN<br>WITHIN DIMENSIONS |       | THIRD ANGLE PROJECTION                                     | DRAWING   | SERIES            | 74754           |          | 747540041    |                 |          |          |          |
| ▽ = 0   | DRAFT WHERE APPLICABLE<br>MUST REMAIN<br>WITHIN DIMENSIONS |       | THIRD ANGLE PROJECTION                                     | DRAWING   | SERIES            | 74754           |          | 747540041    |                 |          |          |          |

H  
G  
F  
E  
D  
C  
B  
A



LIGHT PIPES SECURED TO METAL CAGE COVER

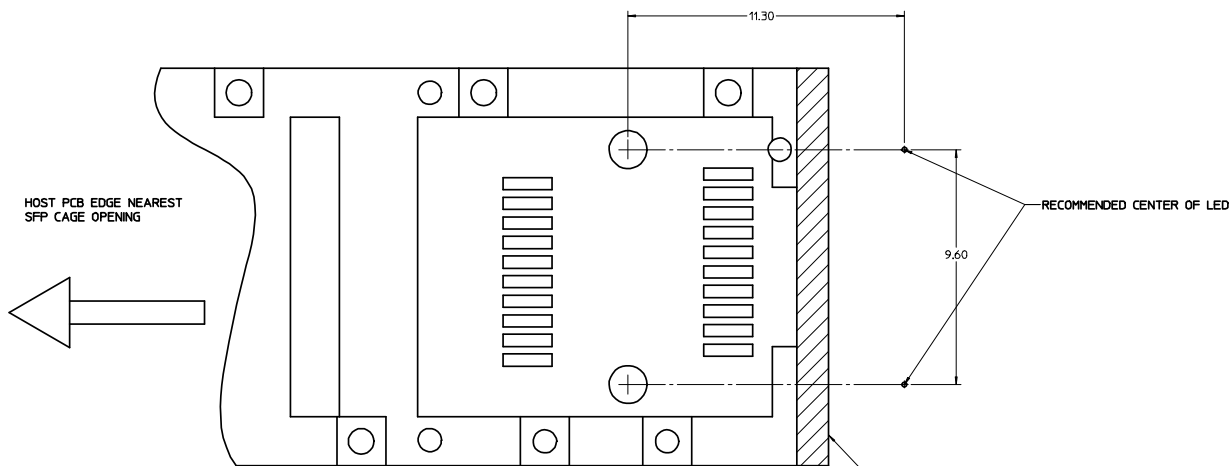
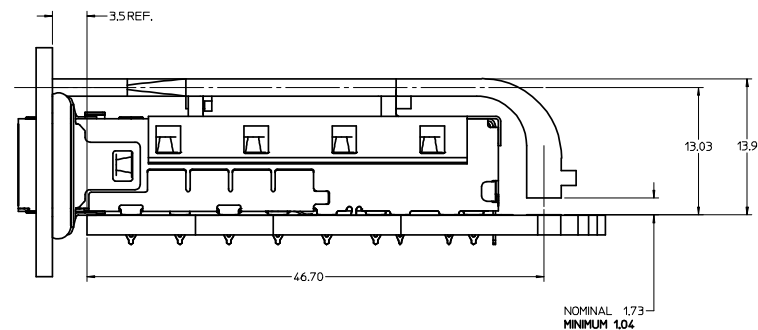
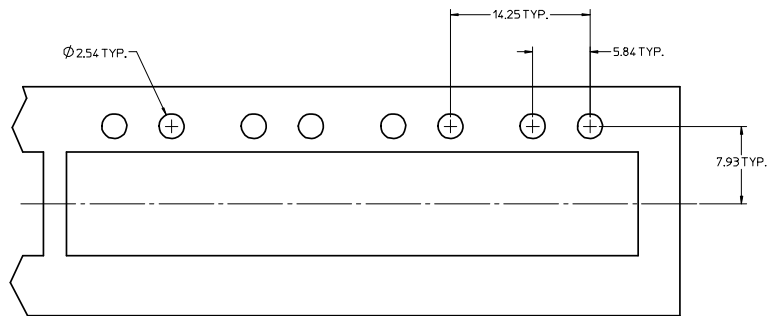
COVER DESIGNED TO SNAP ONTO THE SFP+ CAGE ASSEMBLY



- 1. MATERIAL:  
COVER: COPPER ALLOY  
LIGHT PIPE: POLYCARBONATE (94-V0 RATED)
- 2. THIS LIGHT PIPE ASSEMBLY IS TO BE USED WITH THE SFP+ 1X4 CAGE ASSEMBLY P/N 7475404\*\*
- 3. IT IS RECOMMENDED THAT THE CAGE BE PRESSED INTO OR SOLDERED TO THE PCB PRIOR TO ASSEMBLING THE LIGHT PIPE ASSEMBLY.
- 4. THIS PART MEETS THE RESTRICTION OF HAZARDOUS SUBSTANCES IN ELECTRICAL AND ELECTRONIC EQUIPMENT (RoHS) DIRECTIVE (2002/95/EC)

|  |  |  |  |  |  |  |   |                        |                        |
|--|--|--|--|--|--|--|---|------------------------|------------------------|
| ENTER DESCRIPTION<br>EC NO: USY2009-0023<br>DRAWN BY: CHYDARINWE 2008/07/11<br>CHECKED BY: CHYDARINWE 2008/07/14<br>APPROV: K JANOTA 2008/07/22<br>REV DESCRIPTION | QUALITY SYMBOLS<br>▽=0<br>▽=0                        |  | GENERAL TOLERANCES (UNLESS SPECIFIED)<br>mm INCH<br>4 PLACES ± --- ± REF.<br>3 PLACES ± --- ± REF.<br>2 PLACES ± 0.15 ± REF.<br>1 PLACE ± 0.25 ± REF.<br>ANGULAR ± 1 ° |  | DIMENSION STYLE<br>MM ONLY                         |  | SCALE<br>4:1  | DESIGN UNITS<br>METRIC | THIRD ANGLE PROJECTION |
|  | DRAFT WHERE APPLICABLE MUST REMAIN WITHIN DIMENSIONS |  | DRAWN BY: K LLOYD DATE: 2007/08/28<br>CHECKED BY: MA JOHNSTON DATE: 2007/08/28<br>APPROVED BY: RMAHMOOD DATE: 2007/08/28   |  | TITLE<br>SFP+ 1X4 LIGHT PIPE ASSEMBLY, LOW PROFILE |  | MOLEX INCORPORATED  |                        |                        |
|  | MATERIAL NO.<br>747540041                            |  | DOCUMENT NO.<br>SD-74754-0041  |  | SHEET NO.<br>1 OF 2                                |  | THIS DRAWING CONTAINS INFORMATION THAT IS PROPRIETARY TO MOLEX INCORPORATED AND SHOULD NOT BE USED WITHOUT WRITTEN PERMISSION |                        |                        |
|  |  |  |  |  |  |  |   |                        |                        |

20 19 18 17 16 15 14 13 12 11 10 9 8 7 6 5 4 3 2 1



HOST PCB LAYOUT NOTES (SCALE 10:1)

1. LED SHOULD BE PLACED RELATIVE TO THE SFP CONNECTOR POST HOLES
2. LAYOUT APPLIES TO EACH PORT

OPTIONAL REAR EMI CONTACT AREA

|   |                                      |   |                       |                                   |                           |                               |  |   |  |
|---|--------------------------------------|---|-----------------------|-----------------------------------|---------------------------|-------------------------------|--|---|--|
| <b>ENTER DESCRIPTION</b><br>IEC NO. USY2009-0023<br>DRAWN BY 2008/07/11<br>CHKD BY 2008/07/14<br>APPR:K.LANITA 2008/07/22 | <b>QUALITY SYMBOLS</b><br>▽=0<br>▽=0 | <b>GENERAL TOLERANCES (UNLESS SPECIFIED)</b>  |                       | <b>DIMENSION STYLE</b><br>MM ONLY | <b>SCALE</b><br>4:1       | <b>DESIGN UNITS</b><br>METRIC | THIRD ANGLE PROJECTION                             |   |  |
|   |                                      | 4 PLACES ± --- ± REF.   | 3 PLACES ± --- ± REF. | 2 PLACES ± 0.15 ± REF.            | 1 PLACE ± 0.25 ± REF.     | ANGLULAR ± 1°                 | DRAWN BY DATE<br>K.LLOYD 2007/08/28                | CHECKED BY DATE<br>MA.JOHNSTON 2007/08/28 | APPROVED BY DATE<br>R.MAHMOOD 2007/08/28 |
|   |                                      | DRAFT WHERE APPLICABLE MUST REMAIN WITHIN DIMENSIONS  |                       |                                   | MATERIAL NO.<br>747540041 | DOCUMENT NO.<br>SD-74754-0041 | TITLE<br>SFP+ 1X4 LIGHT PIPE ASSEMBLY, LOW PROFILE |   |  |
|   |                                      | THIS DRAWING CONTAINS INFORMATION THAT IS PROPRIETARY TO MOLEX INCORPORATED AND SHOULD NOT BE USED WITHOUT WRITTEN PERMISSION |                       |                                   | MOLEX INCORPORATED        | SHEET NO.<br>2 OF 2           |  |   |  |

19 18 17 16 15 14 13 12 11 10 9 8 7 6 5 4 3 2 1