



18 Watt Desktop C8 Adapter Series



Features

- DOE Level VI Efficiency Compliant
- EU CoC Tier 2 Compliant (Except 5V, 5.9V, 10V, 11V models)
- Non-vented/Spill-proof Case
- Class B EMI

Applications

- Networking
- Peripherals
- Consumer Electronics

Safety Compliance

- UL/IEC62368-1

Mechanical Characteristics

- Length: 88.5mm (3.48in)
- Width: 50mm (1.97in)
- Height: 34mm (1.34in)
- Weight: 170g (6 oz)

Output Specifications

Model	Output Voltage	Max Current	Output Power	Regulation	Ripple & Noise ¹ p-p(max)
PPL18W-050L6	5V	3A	15W	± 6 %	100mV
PPL18W-060L6	5.9V	3A	17.7W	-3.4/+6.8 %	100mV
PPL18W-070	7V	2.5A	17.5W	± 5 %	100mV
PPL18W-075	7.5V	2.5A	18.75W	± 5 %	100mV
PPL18W-090	9V	2.2A	19.8W	± 5 %	100mV
PPL18W-100L6	10V	1.9A	19W	± 5 %	100mV
PPL18W-110L6	11V	1.6A	17.6W	± 5 %	110mV
PPL18W-120	12V	1.6A	19.2W	± 5 %	120mV
PPL18W-150	15V	1.3A	19.5W	± 5 %	150mV
PPL18W-160	16V	1.2A	19.2W	± 5 %	160mV
PPL18W-180	18V	1.1A	19.8W	± 5 %	180mV
PPL18W-240	24V	0.8A	19.2W	± 5 %	240mV

Notes:

1. 20MHz bandwidth frequency oscilloscope, add a 0.1µF multilayer Cap. and Low ESR Electrolytic Cap. (10µF) at output connector terminals (nominal line voltage, full load)

Input:**AC Input Voltage Rating**

100 to 240VAC

AC Input Voltage Range

90 to 264VAC

AC Input Frequency

50 to 60Hz

Input Current

0.48A max.

Leakage Current

<0.25mA

Inrush Current50A max/100VAC; 60A max, 230VAC
(Cold Start at ambient 25°C, full load)**Input Power Saving**≤0.1W at 115VAC, 230VAC, no load
≤0.075W at 230VAC, no load (Except 5V, 5.9V,
10V, 11V)**OUTPUT:****Efficiency²**

DOE Level VI

CoC V5 Tier 2 (Except 5V, 5.9V, 10V, 11V models)

Over-Voltage Protection

12V max – 5V, 5.9V

16V max – 7V, 7.5V, 9V

22V max – 10V, 11V, 12V

32V max – 15V, 16V, 18V

45V max – 24V

Short-Circuit ProtectionAuto-recover after short-circuit fault being
removed**Over-Current Protection**

2.5A max – 24V

4A max – 1V, 16V, 18V

5A max – 9V, 10V, 11V, 12V

6A max – 5.9V, 7V, 7.5V

7A max – 5V

ENVIRONMENTAL**Temperature**

Operating 0°C to +40°C

Non-operating -20°C to +80°C

Operating Humidity 20°C to 80%

Emissions

Complies with FCC Class B

Complies with EN55032 Class B

Dielectric Withstand (Hi-Pot) TestPrimary to Secondary: 3000VAC for 1 min,
10mA**Insulation Resistance**

Primary to Secondary: 10M ohm for 500 VDC

DC Cable Length

1200MM – 5.9V only

1500MM

DC Cable Type

18AWG – 5V, 5.9V, 7V, 7.5V, 9V

22AWG – 10V, 11V, 12V, 15V, 16V, 18V,

24V

DC Output Connector

2.1mm x 5.5mm x 10mm

DC Plug pin assignment

Inner (+V)

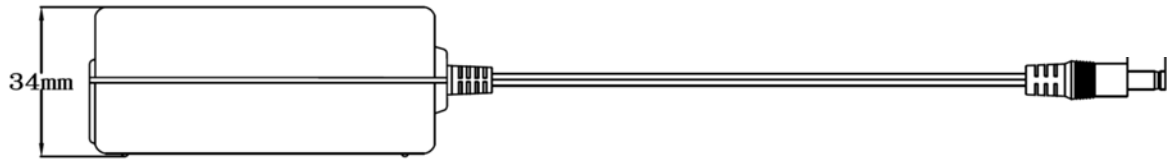
Outer GND (-)

Input Connector

IEC60320-C8

Notes:

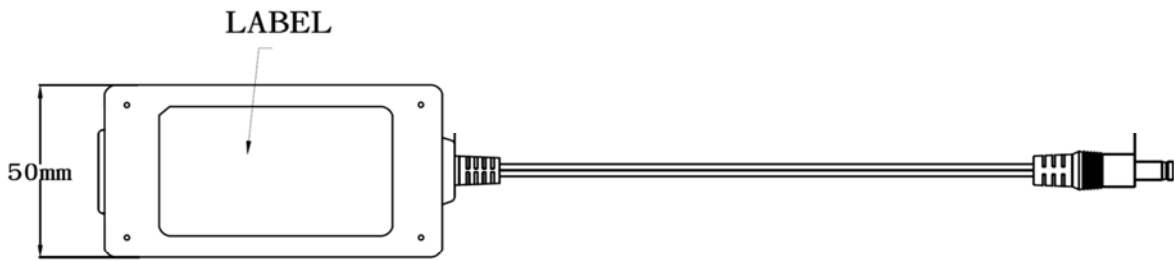
1. The characteristics defined are at ambient temperature of 25°C unless otherwise specified
2. Efficiency is measured after 30 minutes burn-in



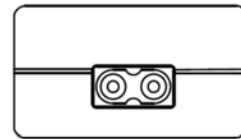
SIDE VIEW



TOP VIEW



BOTTOM VIEW



FRONT-VIEW

Accessories – Sold Separately

AC15WNA – Two Wire Power Cord for North America



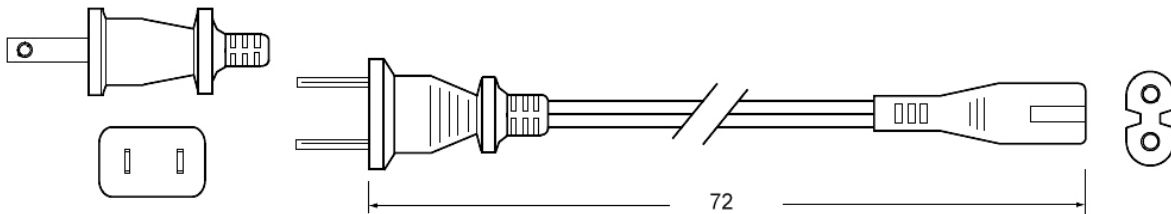
Specifications

- Plug Type: NEMA 1-15P
- Wire Size 18AWG
- Amperage Rating: 10A
- Connector: IEC320 C7
- Temperature: 60°C
- Voltage Rating: 125V

Safety Approvals

- CSA
- UL

Dimension Diagram Unit: inches



AC15WEU – Two Wire Power Cord for Continental Europe



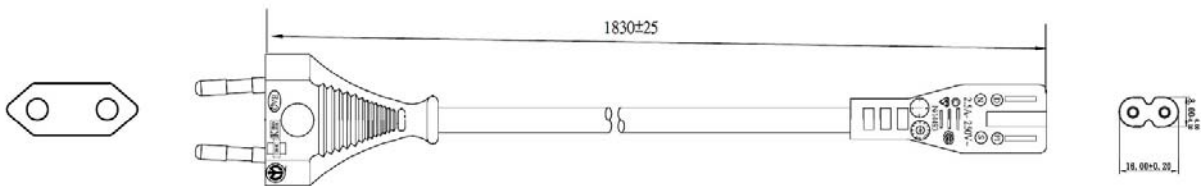
Specifications

- Plug Type: CEE 7XVI
- Wire Size 0.75mm²
- Amperage Rating: 2.5A
- Connector: IEC320 C7
- Temperature: 70°C
- Voltage Rating: 250V

Safety Approvals

- CE
- DEMKO
- DVE
- FIMKO
- GOST
- IMQ
- KEMA
- NEMKO
- NF
- ÖVE
- SEMKO
- SEV

Dimension Diagram Unit: mm (inch)



AC15WUK – Two Wire Power Cord for United Kingdom




Specifications

- Plug Type: BS 1363
- Wire Size 0.75mm²
- Amperage Rating: 5A
- Connector: IEC320 C7
- Temperature: 70°C
- Voltage Rating: 250V

Safety Approvals

- BSI
- Safety Mark

Dimension Diagram Unit: mm



**Supplier's Declaration of Conformity
47 CFR § 2.1077 Compliance Information**

**PPL18W-050L6
PPL18W-060L6
PPL18W-070
PPL18W-075
PPL18W-090
PPL18W-100L6
PPL18W-110L6
PPL18W-120
PPL18W-150
PPL18W-160
PPL18W-180
PPL18W-240**

Phihong USA Corporation
47800 Fremont Boulevard
Fremont, CA 94538
Telephone: (510) 445-0100
www.phihong.com

NOTE: This model has/The models in this product series have been tested and found to comply with the limits for a Class B digital device, pursuant to part 15 of the FCC Rules. These limits are designed to provide reasonable protection against harmful interference in a residential installation. This equipment generates, uses and can radiate radio frequency energy and, if not installed and used in accordance with the instructions, may cause harmful interference to radio communications. However, there is no guarantee that interference will not occur in a particular installation. If this equipment does cause harmful interference to radio or television reception, which can be determined by turning the equipment off and on, the user is encouraged to try to correct the interference by one or more of the following measures:

- Reorient or relocate the receiving antenna.
- Increase the separation between the equipment and receiver.
- Connect the equipment into an outlet on a circuit different from that to which the receiver is connected.
- Consult the dealer or an experienced radio/TV technician for help.

Changes or modifications to equipment not expressly approved by PHIHONG could void the user's authority to operate the equipment.