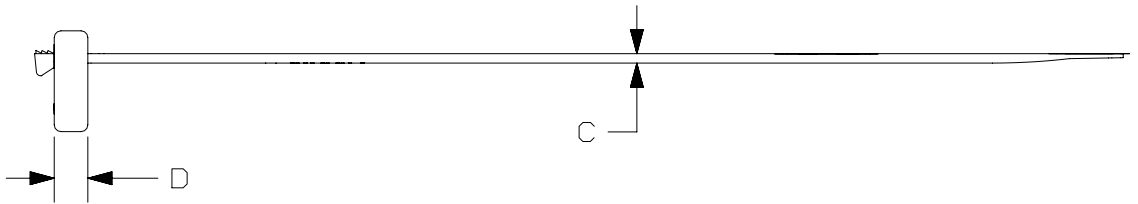
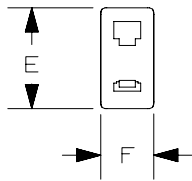
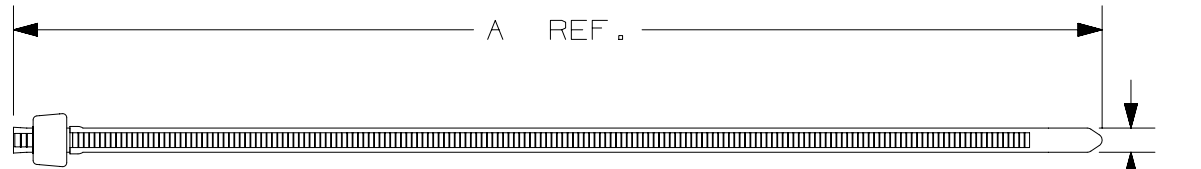
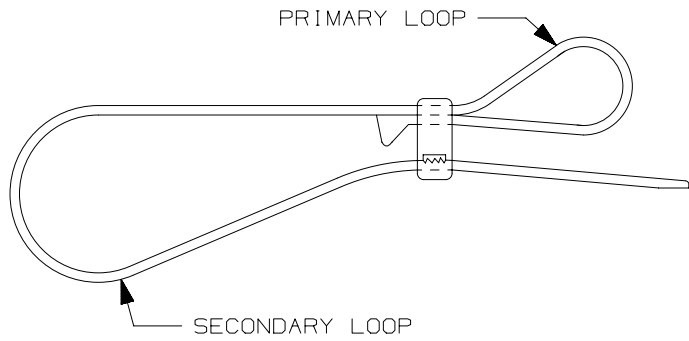


THIS COPY IS PROVIDED ON A RESTRICTED BASIS AND IS NOT TO BE USED IN ANY WAY DETRIMENTAL TO THE INTERESTS OF PANDUIT CORP.



PANDUIT PART NO.*	MAX. DIA BUNDLE - TOTAL	MIN. DIA BUNDLE	A in (mm)	B ±.01in (±.25mm)	C ±.01in (±.25mm)	D in (mm)	E in (mm)	F in (mm)	MIN. LOOP TENSILE STRENGTH PRIMARY (N)	MIN. LOOP TENSILE STRENGTH SECONDARY (N)	CROSS SECTION	WEIGHT lbs./100pcs. g.
SSB2S	1.25 (31.8)	.062 (1.6)	6.75 (171.5)	.18 (4.6)	.045 (1.1)	.165 (4.2)	.385 (9.8)	.300 (7.6)	50 (222)	30 (133.2)	STANDARD	0.25 (113.5)

**NOTES:**

1) \* SEE [www.panduit.com](http://www.panduit.com) FOR PART NUMBER SUFFIX DESIGNATION FOR PACKAGE SIZE, PART MATERIAL, PART COLOR AND ANY THIRD PARTY RECOGNITION OR COMPLIANCE.

DIMENSIONS IN PARENTHESES ARE IN METRIC UNITS.

REV	DATE	BY	CHK	APR	DESCRIPTION	ECN	TITLE	MATERIAL:	DRAWING NUMBER:	SIZE
							<b>BOW-TY™ CABLE TIE, SSB2S</b>	<b>NYLON 6.6</b>	<b>SS - 1385</b>	<b>A</b>
							CUSTOMER DRAWING			
							ITEM REVISION NAME			
							10B015RE/00			
							DATASET FILE NAME			
							10B015RE_DC/00 SS-1385_REV08			
							UNLESS OTHERWISE SPECIFIED, DIMENSIONAL TOLERANCES ARE: IN (mm)			
							.x ± --- .xxx ± .03 (76)			
							.xx ± .03 (76) ANGLES ± ---			
							THIRD ANGLE PROJECTION			
							DRAWN BY			
							O'BRIEN			
							DATE			
							4/3/69			
							CHK			
							SP			
							SCALE			
							NONE			
							SHT 1 OF 1			