



# JUW

Radial Lead Type, High Capacitance

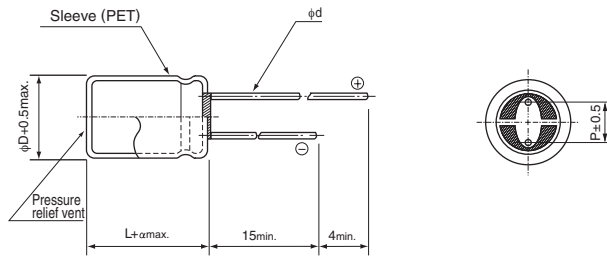
- High Capacitance type (2.7V).
- Higher capacitance than JUM.
- Wide temperature range (-25 to +70°C).
- Compliant to the RoHS directive (2011/65/EU,(EU)2015/863).



## Specifications

Item	Performance Characteristics	
Category Temperature Range	-25 to +70°C	
Rated Voltage	2.7V	
Rated Capacitance Range	1 to 82F See Note	
Capacitance Tolerance	±20% , 20°C	
Stability at Low Temperature	Capacitance (-25°C) / Capacitance (+20°C) × 100 ≥ 70% ESR (-25°C) / ESR (+20°C) ≤ 4	
ESR, DCR*	Refer to the table below (20°C). *DC internal resistance	
Endurance	Capacitance change	Within ±30% of the initial capacitance value
	ESR	300% or less than the initial specified value
Shelf Life	Capacitance change	Within ±30% of the initial capacitance value
	ESR	300% or less than the initial specified value
Humidity Endurance	Capacitance change	Within ±30% of the initial capacitance value
	ESR	300% or less than the initial specified value
Marking	Printed with white color letter on black sleeve.	

## Drawing



	φD	6.3	8	10	12.5	16	18
P	2.5	3.5	5.0	5.0	7.5	7.5	
φd	0.5	0.6	0.6*	0.6*	0.8	0.8	

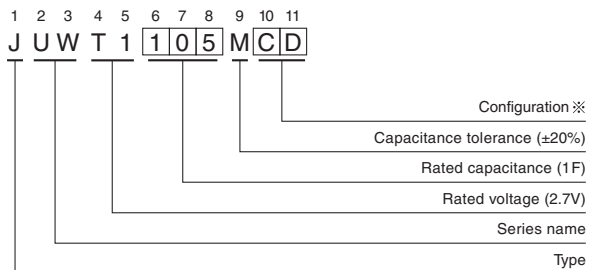
(mm)

α	(φD < 10) 1.5
	(φD ≥ 10) 2.0

\* In case L>25 for the φ10 and φ12.5 dia unit, lead dia φd=0.8

- Please refer to the Guidelines for Aluminum Electrolytic Capacitors for end seal configuration information.

## Type numbering system (Example : 2.7V 1F)



※ Configuration

φ D	Pb-free lead finishing Pb-free PET sleeve
6.3	CD
8 - 10	PD
12.5 to 18	HD

## Dimensions

Rated Voltage (Code)	Rated Capacitance (F)	Code	ESR (Ω) (at 1kHz)	DCR※ Typical (Ω)	Case size φ D × L (mm)
2.7V (T1)	1.0	105	1.8	4	6.3 × 9
	1.5	155	1.2	2.5	8 × 11.5
	2.7	275	0.6	1.2	8 × 20
	3.3	335	0.5	1.1	10 × 12.5
	4.7	475	0.4	0.8	10 × 20
	6.8	685	0.3	0.7	12.5 × 20
	12	126	0.3	0.6	10 × 31.5
	22	226	0.2	0.4	12.5 × 31.5
	33	336	0.12	0.28	16 × 31.5
	47	476	0.1	0.22	18 × 31.5
82	826	0.06	0.13	18 × 40	

※ The listed DCR value is typical and therefore not a guaranteed value.

Note :

The capacitance calculated from discharge time (ΔT) with constant current (i) after 30minute charge with rated voltage (2.7V).

The discharge current (i) is 0.01 × rated capacitance (F).

The discharge time (ΔT) measured between 2V and 1V with constant current.

The capacitance calculated below.

$$\text{Capacitance (F)} = i \times \Delta T$$