


---

**500 W fully digital AC-DC power supply based on STM32F334C8  
microcontroller**

---

Data brief

**Features**

- Input AC voltage: 90 V to 264 V
- Input AC frequency: 45 Hz to 65 Hz
- Nominal power: 500 W
- Bridgeless PFC stage
- DC-DC stage: resonant LLC with synchronous rectification
- Peak efficiency: 93.2%
- PFC switching frequency: 60 kHz
- DC-DC switching frequency: 70 kHz to 130 kHz
- HF transformer isolation voltage: 4 kV
- Cooling: natural convection up to 300 W, forced cooling above 300 W
- Input short-circuit protection: 10 A fuse
- PFC control: managed by STM32F051K8
- LLC control: managed by STM32F334C8
- RoHS compliant

# 1 Description

The STEVAL-ISV147V2 is a digital switch mode AC-DC converter consisting of two power stages: an input semi-bridgeless power factor corrector (SBPFC) controlled by an STM32F051K8, and a regulation stage implemented with a LLC half bridge with synchronous rectification (SR), controlled by an STM32F334C8 microcontroller. This 500 W AC-DC converter uses the so-called bridgeless PFC topology which has the advantage of lower conduction losses and higher efficiency by eliminating the need for a diode rectifier stage. This choice also allows reduction of component count compared to a standard PFC. The input stage is typically controlled using an outer voltage loop for bus voltage regulation and an inner control loop to shape the current according to a sinusoidal waveform. The outer loop adjusts the current reference in order to maintain a regulated bus voltage independent of the load or input voltage variations. The output isolation and regulation stage is implemented using a half-bridge LLC topology operating with constant duty cycle and variable frequency control.

The DC-DC stage performs voltage step-down using an HF transformer with a primary to secondary turns ratio chosen to maintain good efficiency and regulation over the entire operating range. The transformer is supplied with a square wave voltage generated by the primary side active switches. On the secondary side this voltage waveform is rectified and then smoothed by the output filter, while on the primary side switching losses are reduced thanks to zero voltage switching (ZVS). On the secondary side, synchronous rectification (SR) is used to ensure low conduction losses. The overall effect of these design choices is high system efficiency, in line with the stringent requirements of the power supply industry.

The system is controlled by two microcontrollers from the STM32 product family. On the primary side, an STM32F051K8 controls the bridgeless PFC by sampling the current of the two MOSFETs, the input AC voltage and the output bus voltage. Two control signals, PWM1 and PWM2, are then generated to drive two power switches. On the secondary side, an STM32F334C8 microcontroller samples the output voltage and adjusts the frequency of the LLC bridge control signals to ensure stable operation throughout the overall load range. In addition, two ADC channels are used to sample the rising and falling edges of the drain-to-source voltage of the SR MOSFETs. The two microcontrollers exchange information about the status of the input and output power stage via bidirectional serial communication.

Both the power stage and control stage are supplied by an offline flyback circuit which provides a suitable regulated voltage to the microcontrollers, the gate drive ICs and signal conditioning circuits.

## 2 Schematic diagrams

Figure 1. STEVAL-ISA147V2 circuit schematic (1 of 6)

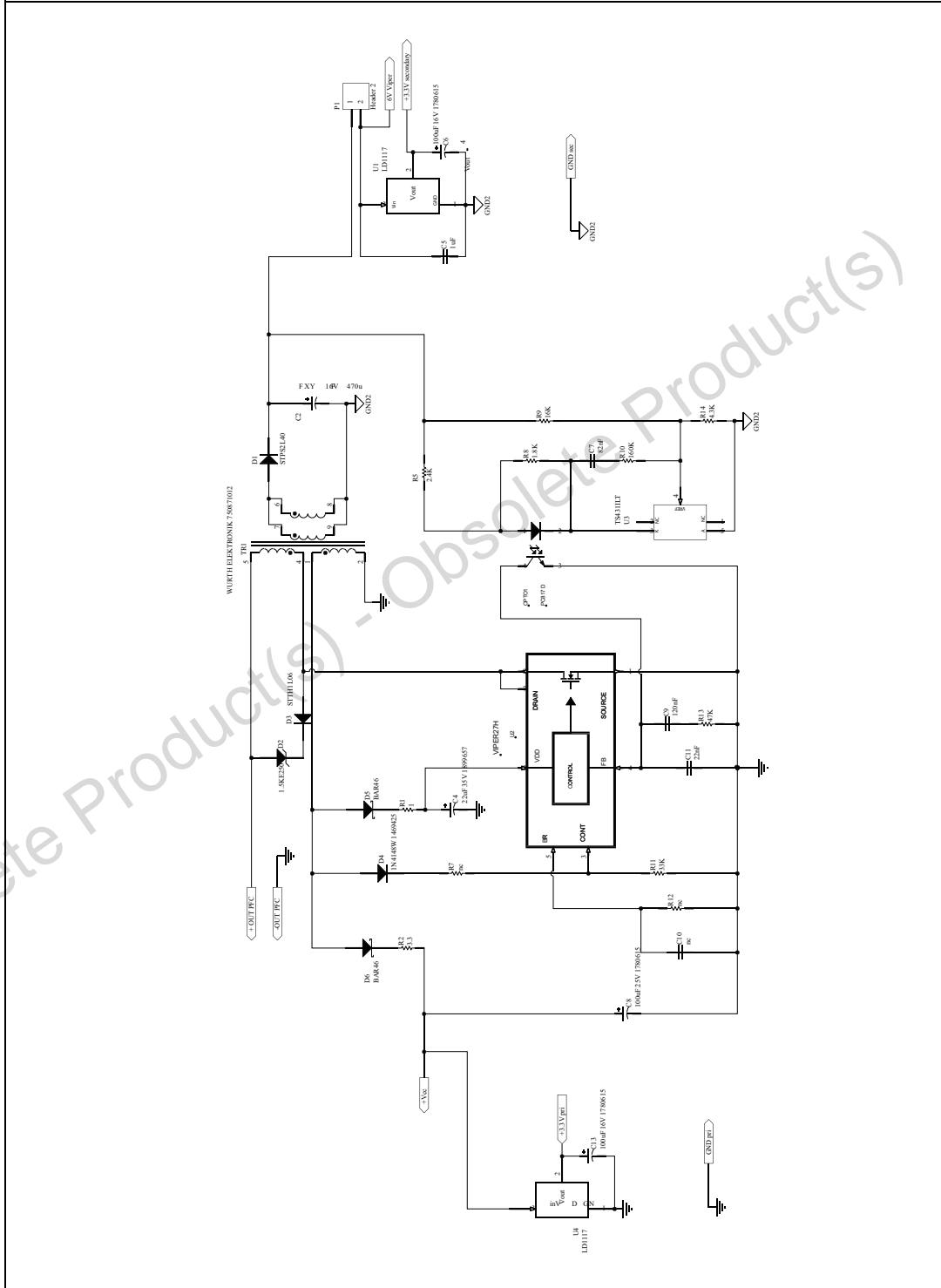


Figure 2. STEVAL-ISA147V2 circuit schematic (2 of 6)

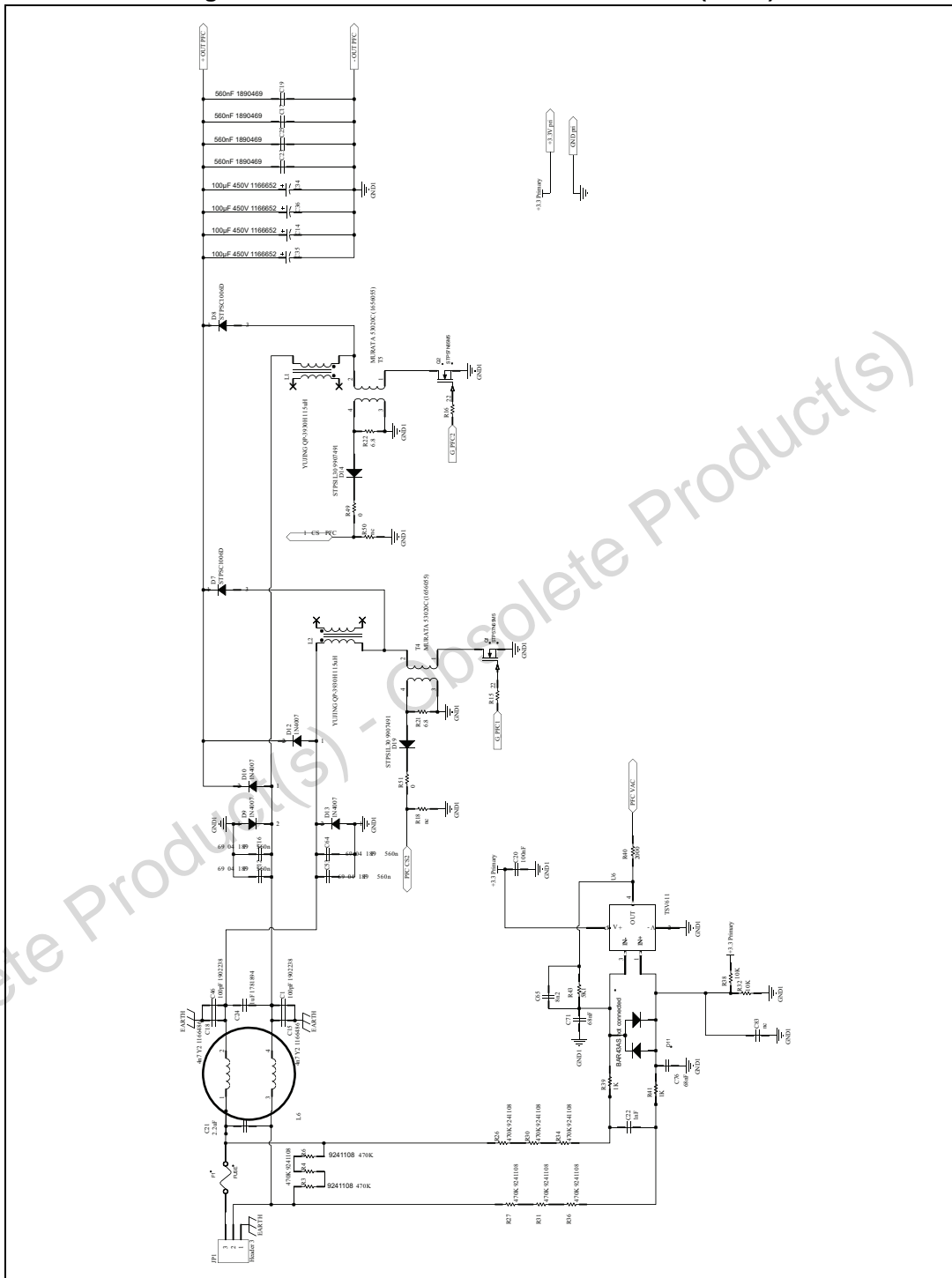


Figure 3. STEVAL-ISA147V2 circuit schematic (3 of 6)

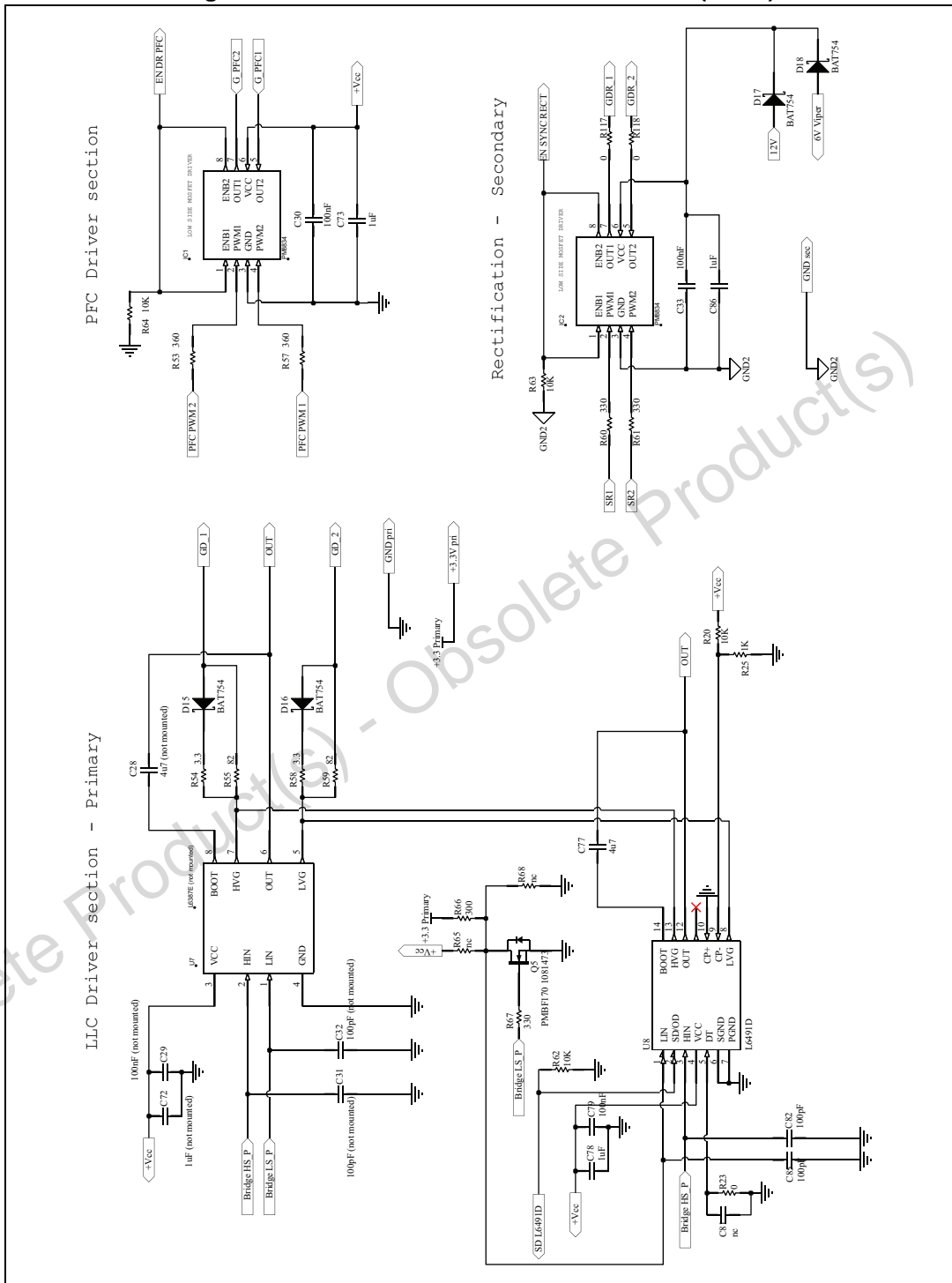


Figure 4. STEVAL-ISA147V2 circuit schematic (4 of 6)

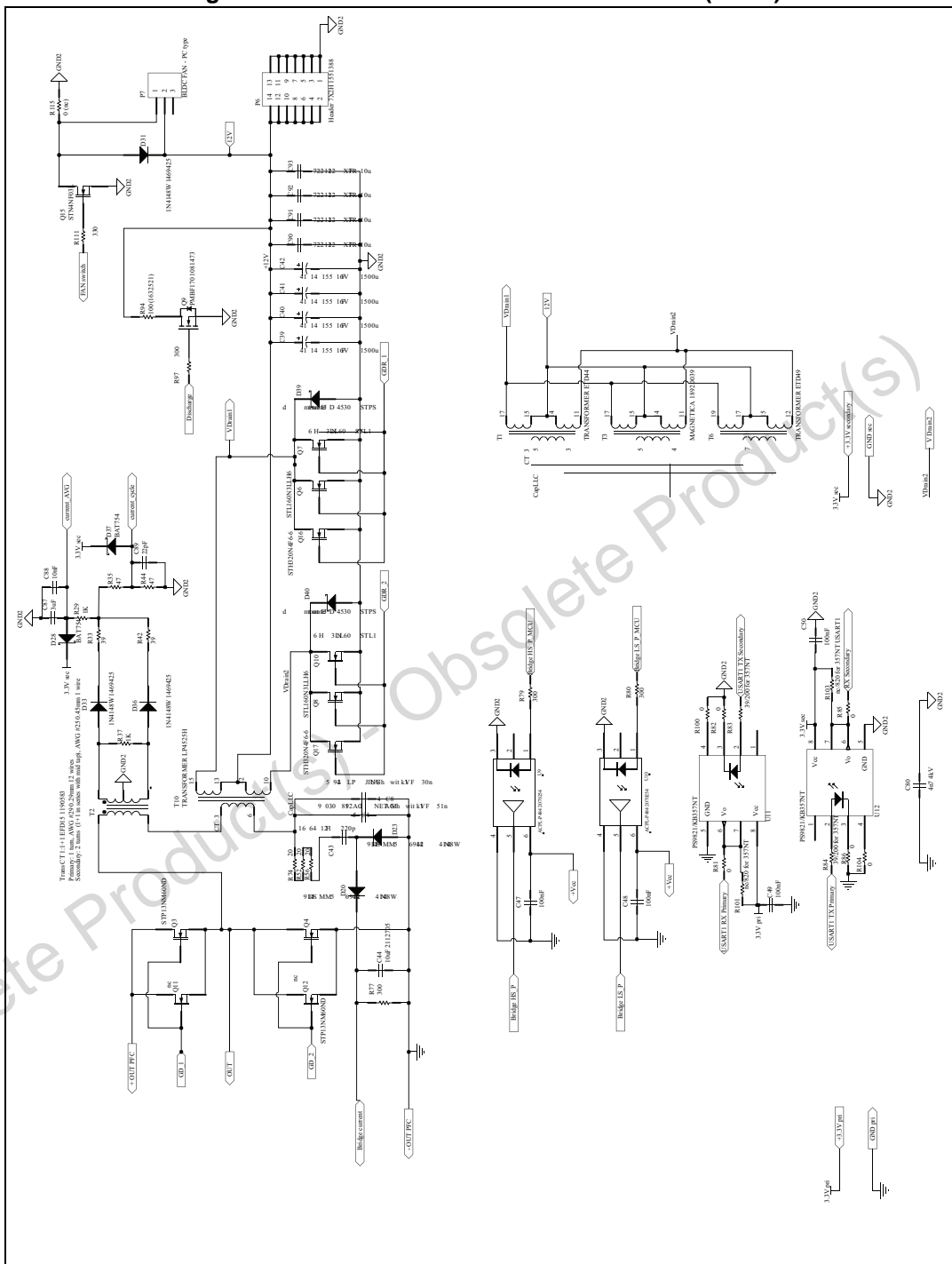


Figure 5. STEVAL-ISA147V2 circuit schematic (5 of 6)

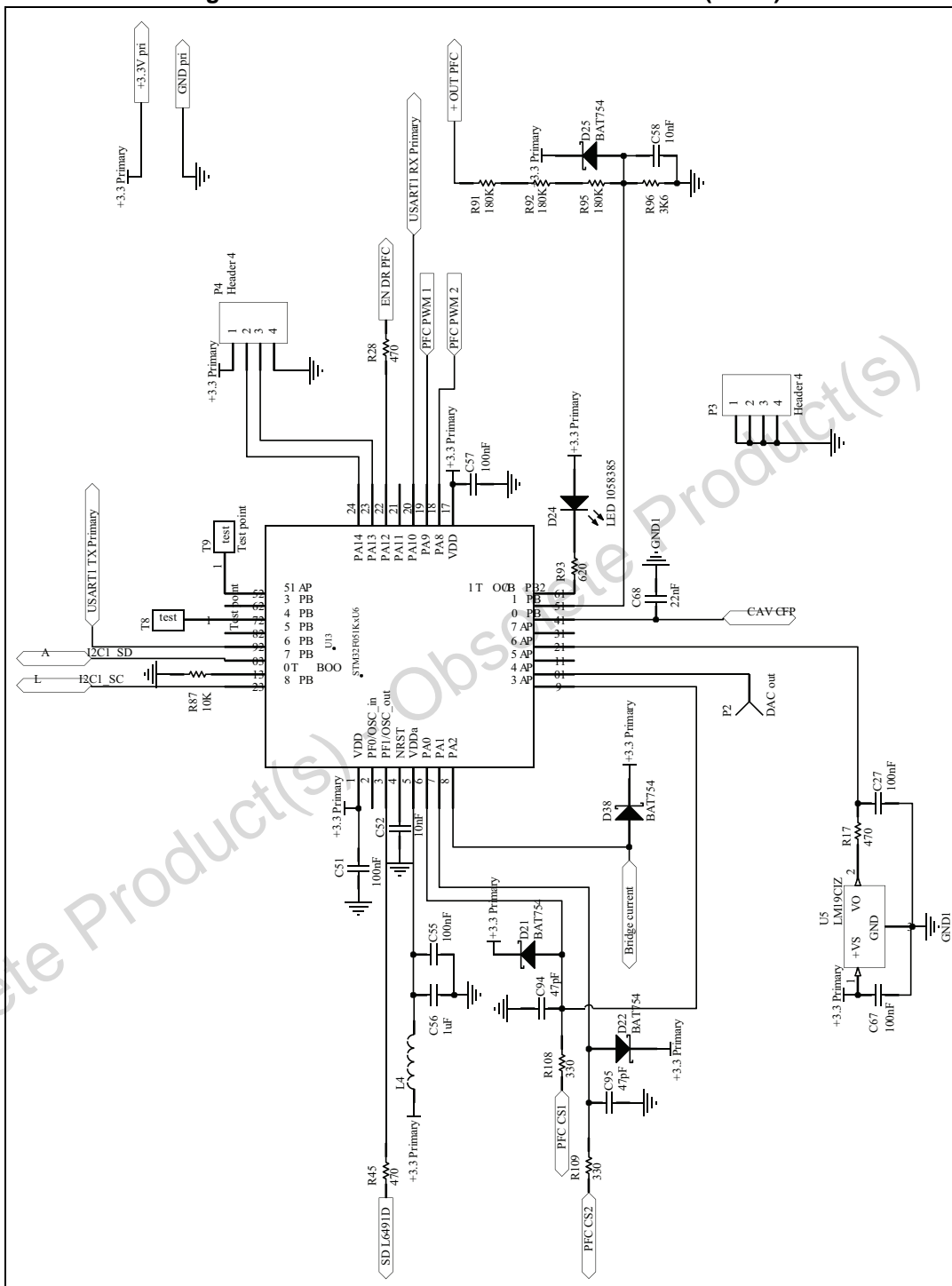
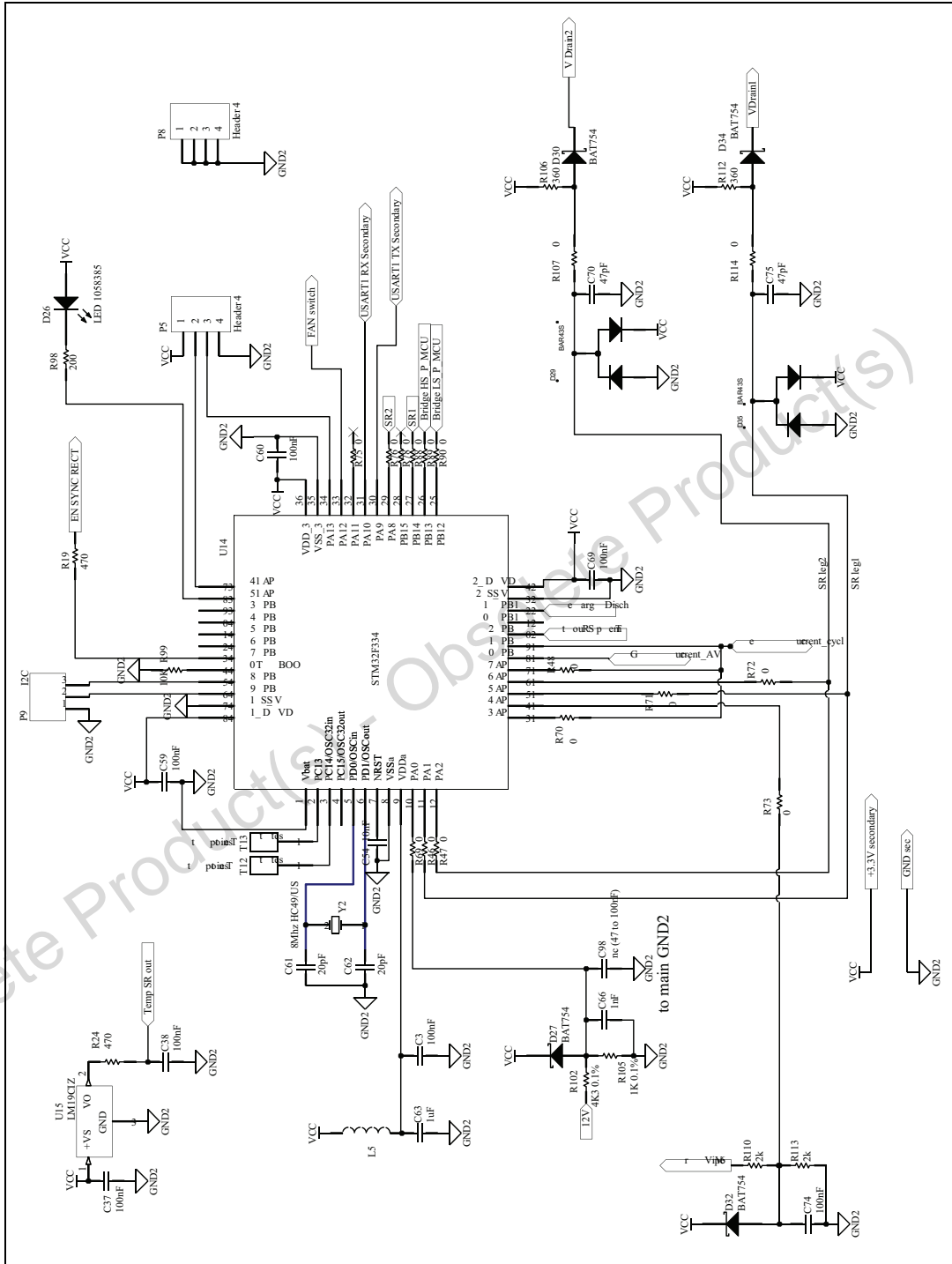


Figure 6. STEVAL-ISA147V2 circuit schematic (6 of 6)





### 3 Revision history

Table 1. Document revision history

Date	Revision	Changes
07-Apr-2014	1	Initial release.

Obsolete Product(s) - Obsolete Product(s)

**Please Read Carefully:**

Information in this document is provided solely in connection with ST products. STMicroelectronics NV and its subsidiaries ("ST") reserve the right to make changes, corrections, modifications or improvements, to this document, and the products and services described herein at any time, without notice.

All ST products are sold pursuant to ST's terms and conditions of sale.

Purchasers are solely responsible for the choice, selection and use of the ST products and services described herein, and ST assumes no liability whatsoever relating to the choice, selection or use of the ST products and services described herein.

No license, express or implied, by estoppel or otherwise, to any intellectual property rights is granted under this document. If any part of this document refers to any third party products or services it shall not be deemed a license grant by ST for the use of such third party products or services, or any intellectual property contained therein or considered as a warranty covering the use in any manner whatsoever of such third party products or services or any intellectual property contained therein.

**UNLESS OTHERWISE SET FORTH IN ST'S TERMS AND CONDITIONS OF SALE ST DISCLAIMS ANY EXPRESS OR IMPLIED WARRANTY WITH RESPECT TO THE USE AND/OR SALE OF ST PRODUCTS INCLUDING WITHOUT LIMITATION IMPLIED WARRANTIES OF MERCHANTABILITY, FITNESS FOR A PARTICULAR PURPOSE (AND THEIR EQUIVALENTS UNDER THE LAWS OF ANY JURISDICTION), OR INFRINGEMENT OF ANY PATENT, COPYRIGHT OR OTHER INTELLECTUAL PROPERTY RIGHT.**

**ST PRODUCTS ARE NOT DESIGNED OR AUTHORIZED FOR USE IN: (A) SAFETY CRITICAL APPLICATIONS SUCH AS LIFE SUPPORTING, ACTIVE IMPLANTED DEVICES OR SYSTEMS WITH PRODUCT FUNCTIONAL SAFETY REQUIREMENTS; (B) AERONAUTIC APPLICATIONS; (C) AUTOMOTIVE APPLICATIONS OR ENVIRONMENTS, AND/OR (D) AEROSPACE APPLICATIONS OR ENVIRONMENTS. WHERE ST PRODUCTS ARE NOT DESIGNED FOR SUCH USE, THE PURCHASER SHALL USE PRODUCTS AT PURCHASER'S SOLE RISK, EVEN IF ST HAS BEEN INFORMED IN WRITING OF SUCH USAGE, UNLESS A PRODUCT IS EXPRESSLY DESIGNATED BY ST AS BEING INTENDED FOR "AUTOMOTIVE, AUTOMOTIVE SAFETY OR MEDICAL" INDUSTRY DOMAINS ACCORDING TO ST PRODUCT DESIGN SPECIFICATIONS. PRODUCTS FORMALLY ESCC, QML OR JAN QUALIFIED ARE DEEMED SUITABLE FOR USE IN AEROSPACE BY THE CORRESPONDING GOVERNMENTAL AGENCY.**

Resale of ST products with provisions different from the statements and/or technical features set forth in this document shall immediately void any warranty granted by ST for the ST product or service described herein and shall not create or extend in any manner whatsoever, any liability of ST.

ST and the ST logo are trademarks or registered trademarks of ST in various countries.

Information in this document supersedes and replaces all information previously supplied.

The ST logo is a registered trademark of STMicroelectronics. All other names are the property of their respective owners.

© 2014 STMicroelectronics - All rights reserved

STMicroelectronics group of companies

Australia - Belgium - Brazil - Canada - China - Czech Republic - Finland - France - Germany - Hong Kong - India - Israel - Italy - Japan - Malaysia - Malta - Morocco - Philippines - Singapore - Spain - Sweden - Switzerland - United Kingdom - United States of America

[www.st.com](http://www.st.com)