

# D.C. geared motors with brushes

→ 5 Nm 10 and 17 Watts

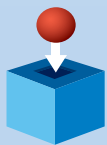
- A range of D.C. geared motors with solid metal gears. Mechanical rating of gearbox with output shaft stalled : 5 Nm.
- 10 and 17 Watt motor power.
- Available in either 12, 24 or 48 V D.C.
- Gearbox ratios options for 10.5 to 616 rpm.



## Specifications

	17 Watts	17 Watts	10 Watts	10 Watts
Type	80 805 0	80 805 0	80 815 0	80 815 0
Voltage	12 V	24 V	12 V	24 V
Standard speed (rpm)	2600 rpm	2600 rpm	2600 rpm	2600 rpm
<b>Output speed (rpm)</b>	<b>Ratios (i)</b>			
616	4.22	●	●	●
385	6.75	●	●	●
339.5	7.66	●	●	●
212	12.25	●	●	●
170	15.31	●	●	●
106	24.5	●	●	●
68	38.28	●	●	●
53	49	●	●	●
42.5	61.25	●	●	●
21	122.5	●	●	●
10.5	245	●	●	●
<b>General characteristics</b>				
Motor	82 800 0	82 800 0	82 810 0	82 810 0
Gearbox	81 035 0	81 035 0	81 035 0	81 035 0
Maximum permitted torque from gearmotor under continuous conditions (N.m)	5	5	5	5
Axial load dynamic (daN)	6	6	6	6
Radial load dynamic (daN)	6	6	6	6
Max. output (W)	16.3	17	10.3	9.5
Nominal output (W)	15.7	15.6	9.4	8.7
Gearbox case temperature rise (°C)	44	40	45	46
Weight (g)	920	920	820	820

## Product adaptations

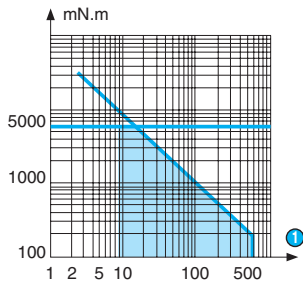


- Special supply voltages
- Special cable lengths
- Optional encoder
- Special connectors
- Special output shafts
- Special gearbox ratios
- Special gear wheel material
- Special output bearings
- Special mounting plate

## Curves

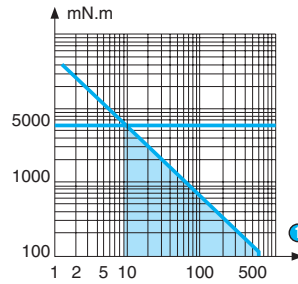
The shaded zone represents the operating range of the geared motor.  
The horizontal line marks the maximum torque available in continuous duty cycle for a given life.  
For higher torque ratings, service life will be reduced.

Nominal speed and torque curves 80 805 0



① RPM

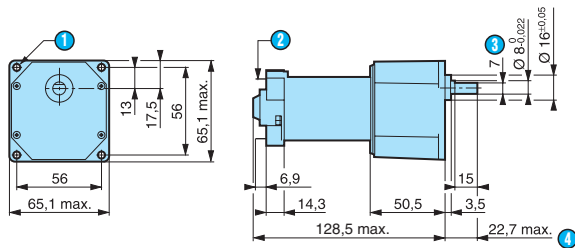
Nominal speed and torque curves 80 815 0



① RPM

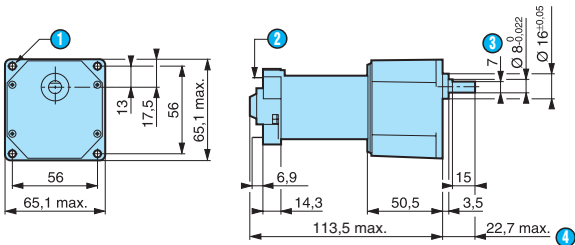
## Dimensions

### 80 805 0



- ① 4 fixing holes Ø 4.2
- ② 2 tags IEC 760 series 4.8 x 0.5 mm
- ③ 7 mm ±0.1 across flats
- ④ (shaft pushed-in ←)

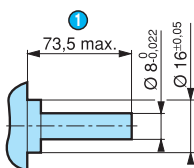
### 80 815 0



- ① 4 fixing holes Ø 4.2
- ② 2 tags IEC 760 series 4.8 x 0.5 mm
- ③ 7 mm ±0.1 across flats
- ④ (shaft pushed-in ←)

## Options

### Gearbox shaft 79 290 064



- ① (shaft pushed-in ←)