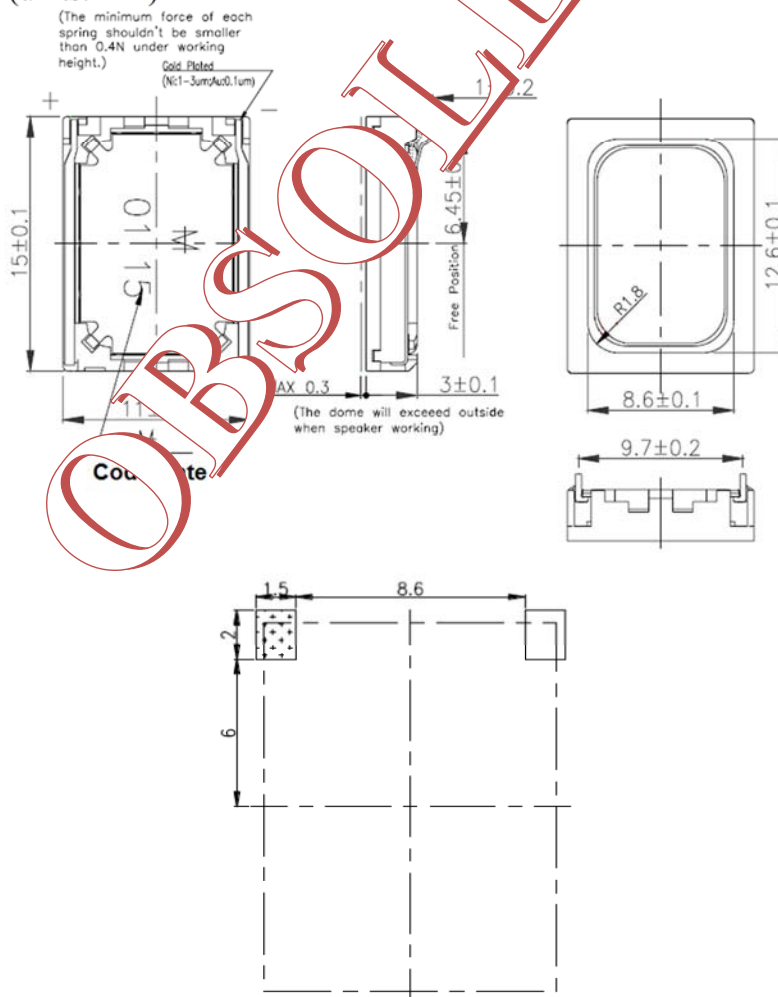


Specifications:

Impedance (Ω)	$8 \pm 15\%$ at 2000 Hz at 1.0 V
Rated Power (W)	0.7
Max Power (W)	1.0
Resonance Freq Fo (Hz)	$500 \pm 20\%$ at 1.0V $830 \pm 15\%$ at 1.0V in 1cc closed box
Frequency Range (Hz)	Fo ~ 7000
Output S.P.L. (dB)	92 ± 3 at 0.7w/0.1m 3.0kHz in 1cc closed box 73 ± 3 at 1w/1m 3.0kHz in 1cc closed box
Magnet	Al-Fe-B
Frame Material	Aluminum
Operating / Storage Temp	-20 to 50°C / 0 to 85°C
Weight (g)	1.4
Options	For other options contact factory

Dimensions: ± 0.2 (units: mm)**ROHS Compliant****Recommended PCB Layout**

TYPICAL FREQUENCY RESPONSE CURVE

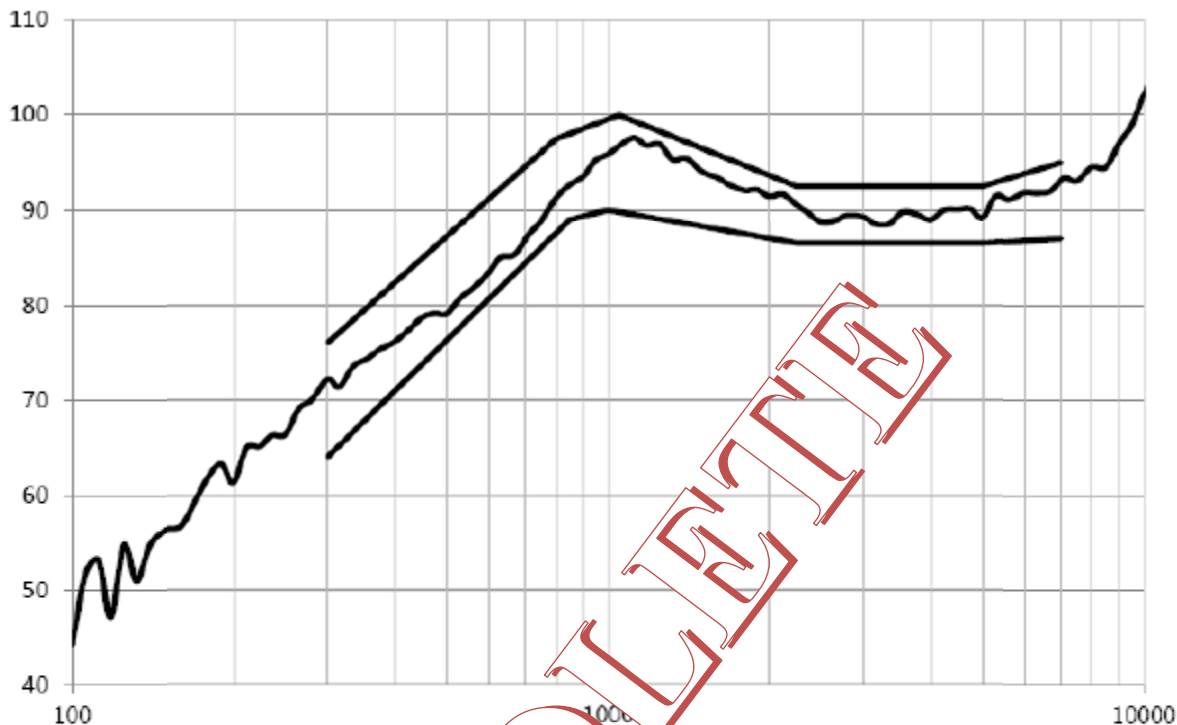
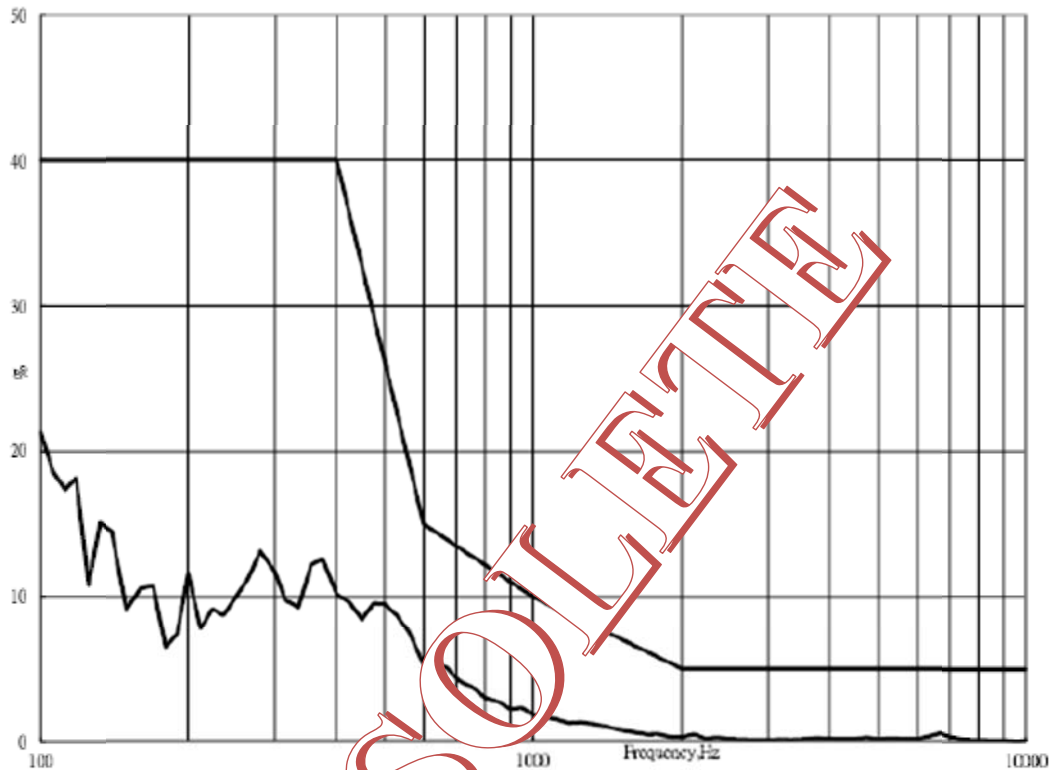


Table 1: Frequency Limits Data for FR

Frequency (Hz)	Upper Limits (dB)	Frequency (Hz)	Lower Limits (dB)
100	76	300	64
800	97.5	850	89
1000	100	1000	90
2250	92.5	2250	86.5
5000	92.5	5000	86.5
7000	95	7000	87

OBSOLETE

DISTORTION CURVE

2: Limits Data for THD

Frequency (Hz)	Limits (%)
100	40
400	40
600	15
1000	10
2000	5
10000	5