

Disconnect terminal, Screw connection, Mounting type: Mounting rail TS 35/7.5 and TS 32, Rated cross-section: 2.5 mm<sup>2</sup>, Width: 6 mm, Colour: Beige

### Business data

Article number	1390.2
Article name	TRK 1,5 BG
GTIN (EAN)	4044211044312
Packaging unit	100
Quantity unit	PC
Weight per piece (not including packaging)	10.2 g
Weight per piece (including packaging)	10.73 g
Unit of weight	G
Customs number	85369010
Country of origin	CZ
Prio-Article	1390.2
Product description	Disconnect terminal

# Data sheet

## 1390.2 TRK 1,5 BG

### Technical data

#### Dimensions

Length	48 mm
Width	6 mm
Height TS 35/7.5	48.3 mm
Height TS 32	52.8 mm

#### Ratings

Rated voltage	400 V
Rated current	10 A
Rated cross-section	2.5 mm <sup>2</sup>
Rated impulse voltage	4 kV
Overvoltage category	III
Contamination degree	3
Maximum power dissipation for nominal condition	0.32 W

#### Connection data

Connection principle	Screw connection
Connection position	Lateral
Connections	2
Number of terminals per level	2
Number of levels	1
Wire cross-section single-core (rigid) / stranded, min.	0.2 mm <sup>2</sup>
Wire cross-section single core (rigid)/stranded, max.	4 mm <sup>2</sup>
Wire cross-section stranded, min.	0.2 mm <sup>2</sup>
Wire cross-section stranded, max.	4 mm <sup>2</sup>
Wire cross-section stranded with wire-end ferrules, min.	0.2 mm <sup>2</sup>
Wire cross-section stranded with wire-end ferrules, max.	2.5 mm <sup>2</sup>
Wire cross-section AWG, min.	22
Wire cross-section AWG, max.	12
Stripping length	8 mm
Screw head	Slotted
Screw threading	M 3
Tightening torque, min.	0.5 Nm
Tightening torque, max.	1 Nm

# Data sheet

## 1390.2 TRK 1,5 BG

---

### Technical data

---

#### Materials

Insulation housing	Polyamide 6.6
Flammability class UL 94	V-2
Working temperature, min.	-40 °C
Working temperature, max.	105 °C

#### Further technical data

Mounting type	Mounting rail TS 35/7.5 and TS 32
Gauge plug acc. to EN 60 947-1	A4
End plate required	✓
Version of lengthwise partition	Swivelling

#### Environmental Product Compliance

REACH Conform	yes
REACH Reference date	2022-06-10
REACH Candidate Substance Note	No
RoHS Conform	yes

### Approvals

#### Standards and regulations

Nemko approval	EN 60947-7-1:2005
----------------	-------------------

Nemko approval granted	yes
------------------------	-----

#### cUL Recognized

cUL approval	C22.2 No 158
--------------	--------------

cUL Usegroup B: rated voltage	600 V
-------------------------------	-------

cUL Usegroup B: rated current	15 A
-------------------------------	------

cUL Usegroup C: rated voltage	600 V
-------------------------------	-------

cUL Usegroup C: rated current	15 A
-------------------------------	------

cUL wire cross-section single-core (rigid) AWG, min.	22
--	----

cUL wire cross-section single-core (rigid) AWG, max.	12
--	----

cUL wire cross-section stranded AWG, min.	22
---	----

cUL wire cross-section stranded AWG, max.	12
---	----

cUL torque	7 Nm
------------	------

cUL wire material	Cu
-------------------	----

cUL Recognized	1
----------------	---

#### KEMA KEUR approval

KEMA KEUR approval	EN 60947-7-1:2009
--------------------	-------------------

KEMA KEUR approval granted	yes
----------------------------	-----

KEMA rated voltage	400 V
--------------------	-------

KEMA rated current	10 A
--------------------	------

KEMA rated impulse voltage	4 kV
----------------------------	------

KEMA wire cross-section single core (rigid), min.	0.2 mm <sup>2</sup>
---	---------------------

KEMA wire cross-section single-core (rigid), max.	4 mm <sup>2</sup>
---	-------------------

KEMA wire cross-section stranded, min.	0.2 mm <sup>2</sup>
--	---------------------

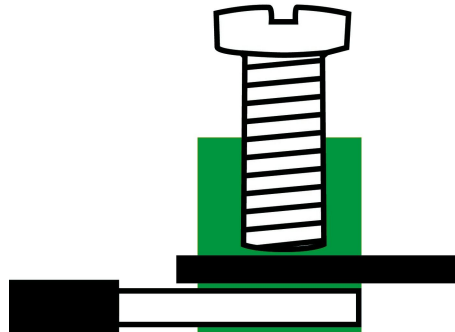
KEMA wire cross-section stranded, max.	4 mm <sup>2</sup>
--	-------------------

### Approvals

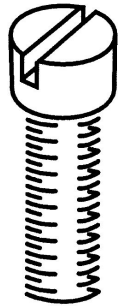
#### UL Recognized

UL approval	UL 1059
UL Usegroup B: rated voltage	600 V
UL Usegroup B: rated current	15 A
UL Usegroup C: rated voltage	600 V
UL Usegroup C: rated current	15 A
UL wire cross-section single-core (rigid) AWG, min.	22
UL wire cross-section single-core (rigid) AWG, max.	12
UL wire cross-section stranded AWG, min.	22
UL wire cross-section stranded AWG, max.	12
UL torque	7 Lb In
UL wire material	Cu
UL factory wiring	1
UL field wiring	1
UL Recognized	1

### Media



**M3**




### Accessories

#### Insulated external cross-connector



External insulated cross-connector, No. of poles: 3, Mounting type: Plug in, Width: 16.9 mm, Rated current: 27 A; Colour: Yellow

Article number	Article name	GTIN (EAN)	Packaging unit
<u>2065.0</u>	AQI 3/6/17 YE	4044211048716	50 ST



External insulated cross-connector, No. of poles: 4, Mounting type: Plug in, Width: 23 mm, Rated current: 27 A; Colour: Yellow


Article number	Article name	GTIN (EAN)	Packaging unit
<u>2066.0</u>	AQI 4/6/17 YE	4044211048723	50 ST



External insulated cross-connector, No. of poles: 2, Mounting type: Plug in, Width: 10.8 mm, Rated current: 27 A; Colour: Yellow

Article number	Article name	GTIN (EAN)	Packaging unit
<u>2064.0</u>	AQI 2/6/17 YE	4044211048709	50 ST

#### End stop



End stop, Mounting type: Mounting rail TS 35/7.5, Width: 9.5 mm, Colour: Beige

Article number	Article name	GTIN (EAN)	Packaging unit
<u>2828.0</u>	ES 35/K/ST BG	4044211055547	50

#### Test plug




Test plug, Colour: Red

Article number	Article name	GTIN (EAN)	Packaging unit
<u>2007.0</u>	PS 2,3	4044211048105	20 ST

#### Quick marking

# Data sheet

## 1390.2 TRK 1,5 BG



Terminal marker / Pocket Maxicard, Length: 5 mm, Width: 8 mm, Colour: White

Article number	Article name	GTIN (EAN)	Packaging unit
<u>9323.7</u>	PMC SB 8/40 WH	4044211129231	400 ST

### Screwdriver

Screwdriver with bare blade, Colour: Black-grey



Article number	Article name	GTIN (EAN)	Packaging unit
<u>1086.0</u>	SDB 0,6x3,5	4044211014797	1 ST