



Product Description:

- Glove Box Dispenser - Quad
- Holds four boxes of gloves
- Keyholes for wall mounting
- Clear PETG Plastic

Primary Area for Product Usage:

- Anywhere gloves are needed

Dispenses:

- Box(es) no larger than 10.00"W x 5.50"H x 3.75"D (25.4 cm x 14.0 cm x 9.5 cm)
- Box(es) no smaller than 9.00"W x 4.50"H x 3.00"D (22.9 cm x 11.4 cm x 7.6 cm)

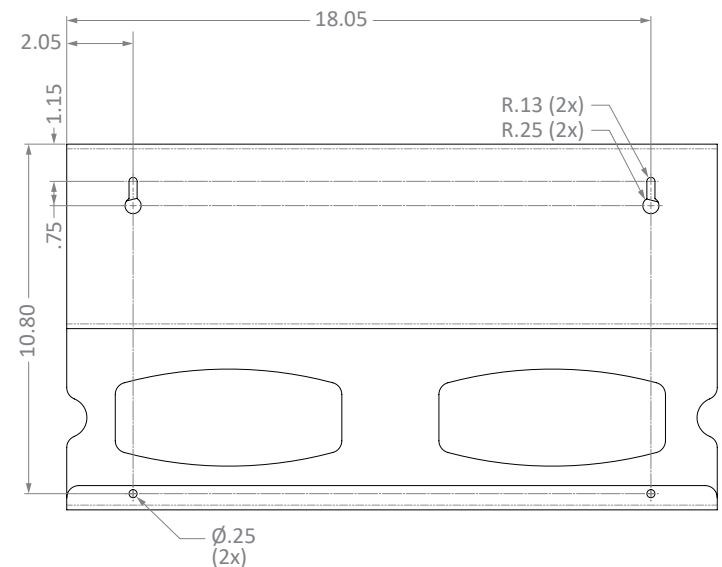
Package Specifications:

- Package Quantity: 2 per case
- 20"L x 16"W x 12"H (50.8 cm x 40.6 cm x 30.5 cm)
- 6.0 lbs (2.7 kg) - approximated

Product Specifications (overall external dimensions):

- 20.10"W x 11.30"H x 3.95"D (51.1 cm x 28.7 cm x 10.0 cm)
- 2.0 lbs (0.9 kg) - approximated

Mounting Specifications:



MADE IN THE USA

Related Products (each sold separately):

- GL143-0212: Glove Box Dispenser - Quad (shown below)

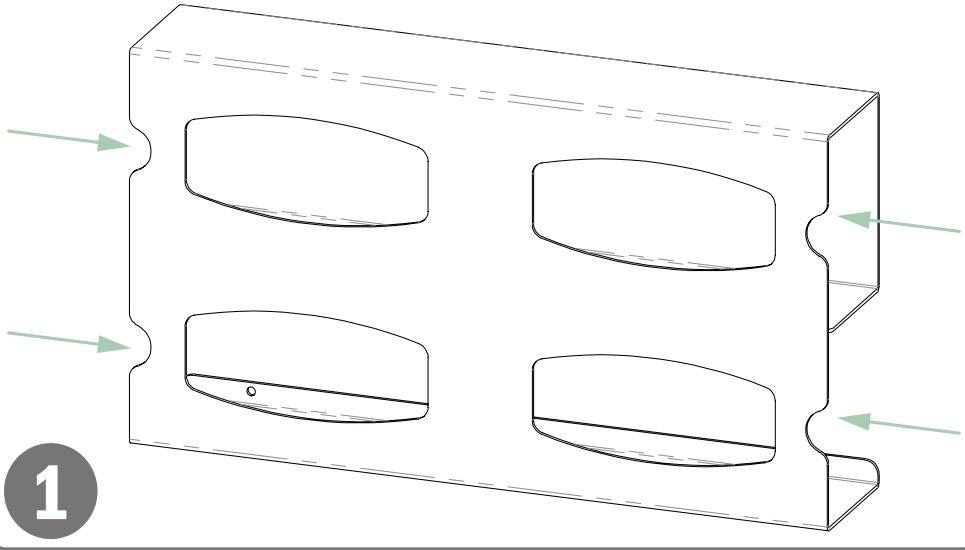




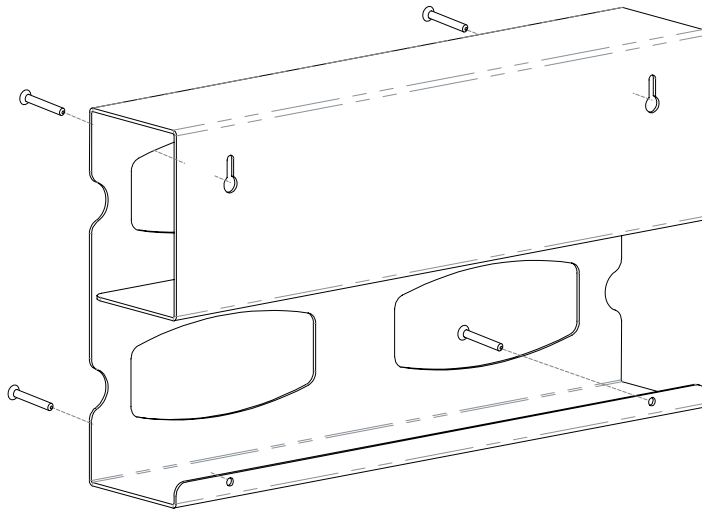
Installation

Always mount dispensers securely *prior* to loading with product.

- Open on both sides for left or right loading.



- Mount securely to a wall with screws approved and supplied by building maintenance.
- Ensure bottom is level prior to mounting with lower screws.



Parts included:

- Dispenser

Tools Required:

- No tools required to assemble dispenser

Care and Construction

PETG Plastic

Material Characteristics

Designed for Long-Term, Heavy-Duty Applications

Copolyester resin is designed for heavy-duty applications, and is used by BOWMAN® Dispensers. We never use acrylic in our products.

Copolyester (PETG) is typically 15-20 times tougher than general purpose acrylic. PETG is made to withstand handling and reduce losses due to breakage.

PETG resists a variety of chemicals and commonly used cleaning agents. It is tough and durable (not brittle), providing years of trouble-free functionality and long life.

Clear optical characteristics mean the viewer can see the content, read text, and see true colors through the material. It complies with FDA regulations for food contact.

Care and Cleaning

Most cleaning chemicals do not weaken the surface or cause damage to the material. Suggested cleaning method is to use a soft cloth, warm water, and mild soap.