



**Electrical specifications**

**Frequency Range :** 1625-1750 MHz  
**Insertion loss:** 1.0 dB max **Passband ripple:** 0.1 dB max  
**VSWR:** 1.5:1 max  
**Upper SB Rejection1:** 25 dB min @1900-2050 MHz  
**Upper SB Rejection 2:** 30 dB min @2200-2400 MHz  
**Ultimate Rejection 1:** 60 dB min @3000-6000 MHz  
**Ultimate Rejection 2:** 60 dB @ DC-1300 MHz  
**GPS Band Rejection:** 15 dB min @ 1575MHz +/- 2 MHz  
**Group delay variation:**  
 +/- 1 nsec max over any 5 MHz band with passband

**Impedance:** 50 ohm  
**Average power:** 20 Watts

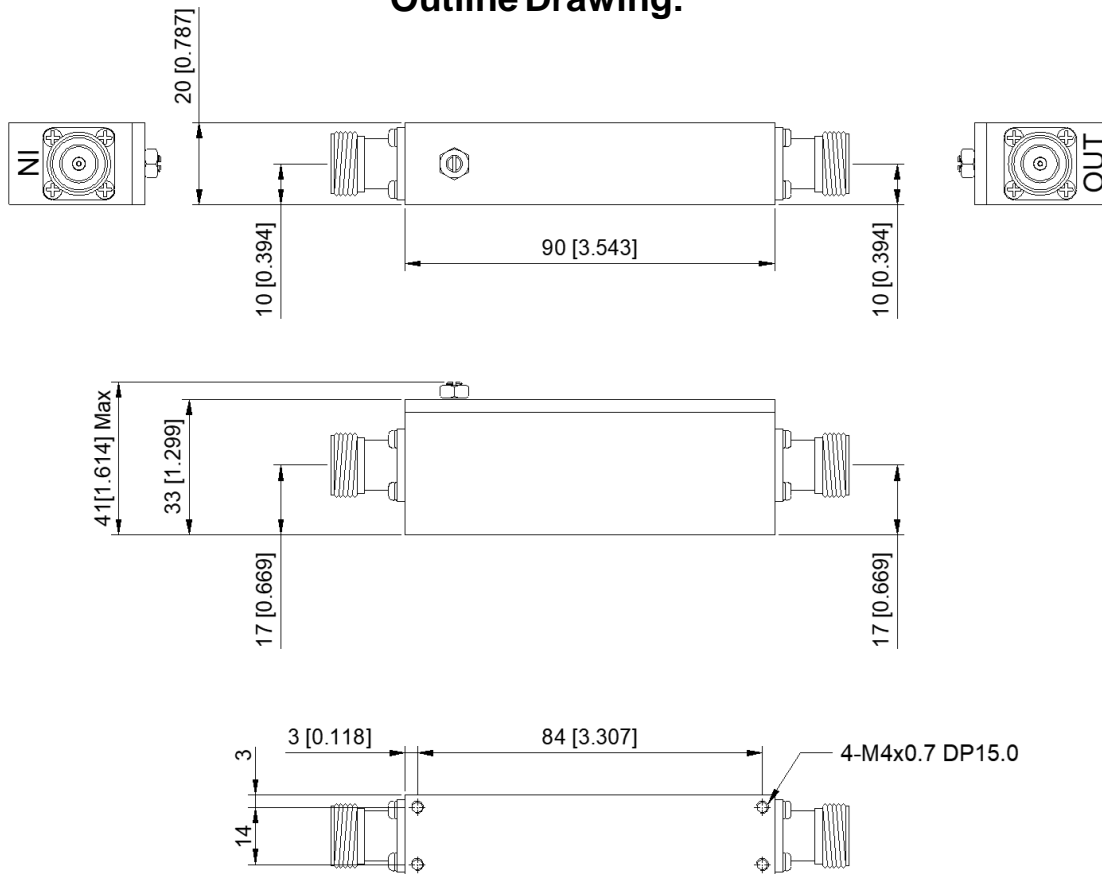
**Mechanical**

**Mounting Method:** Threaded Mounting Holes  
**Connector Type:** N-Type Female  
**Dimensions:** 3.543 x 1.614 x 0.787 Inches

**Environmental**

**Operating Temperature:** -45 to +85° C  
**Storage Temperature:** -55 to +95° C  
**Shock:** 20 G. 11ms  
**Vibration:** 20 G. 5 to 200 MHz

**Outline Drawing:**

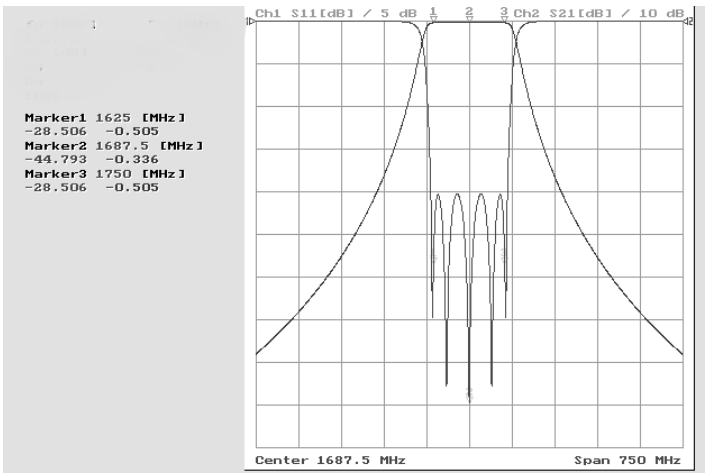


Rev 1\_ 03042021

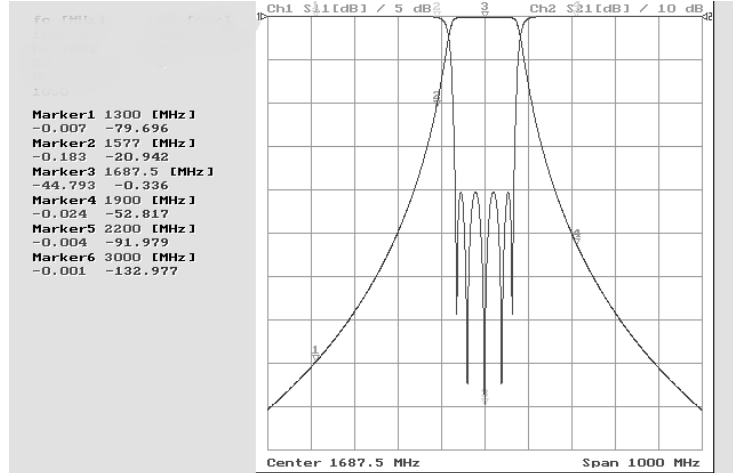


**Response Plots:**

**Return Loss And Insertion Loss:**



**Rejections:**



**Group Delay:**

