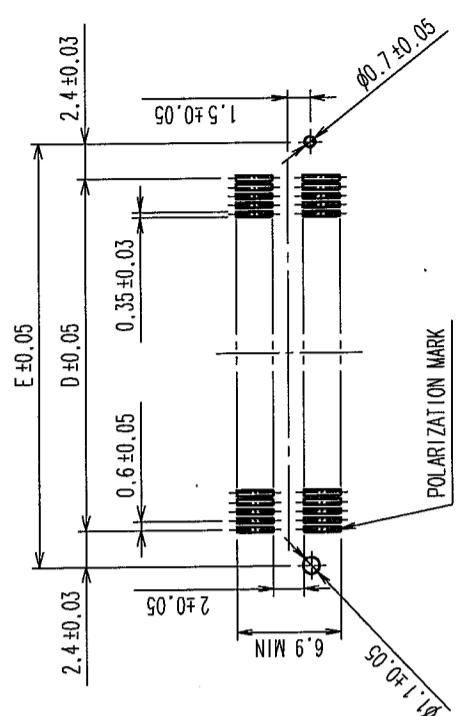


COUNT	DESCRIPTION OF REVISIONS	BY	CHKD	DATE	COUNT	DESCRIPTION OF REVISIONS	BY	CHKD	DATE
3	RE-F-09671	K.N	H.Y	04.04.08					

RECOMMENDED LAND PATTERN DIMENSION OF P.C.B. (MOUNTING SIDE)

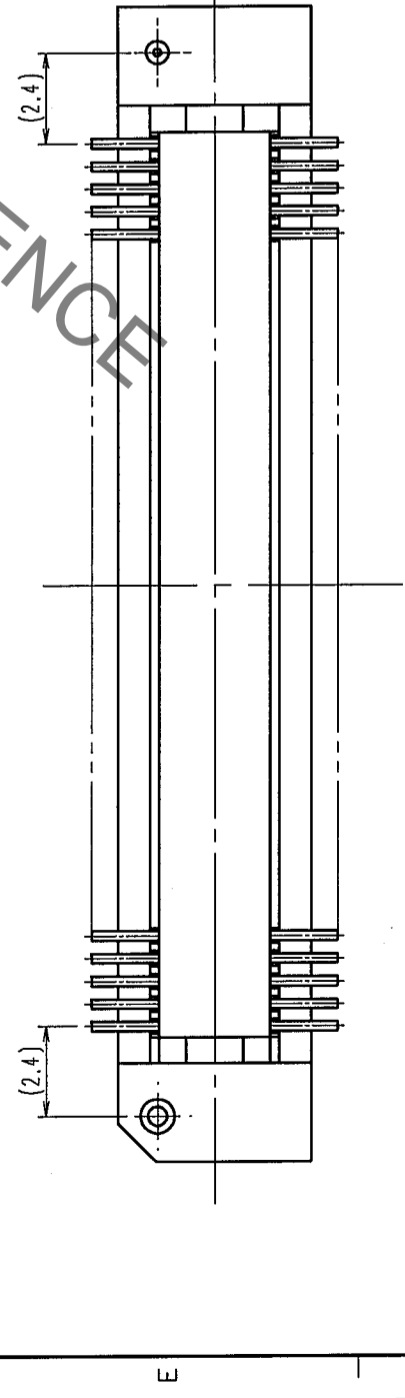
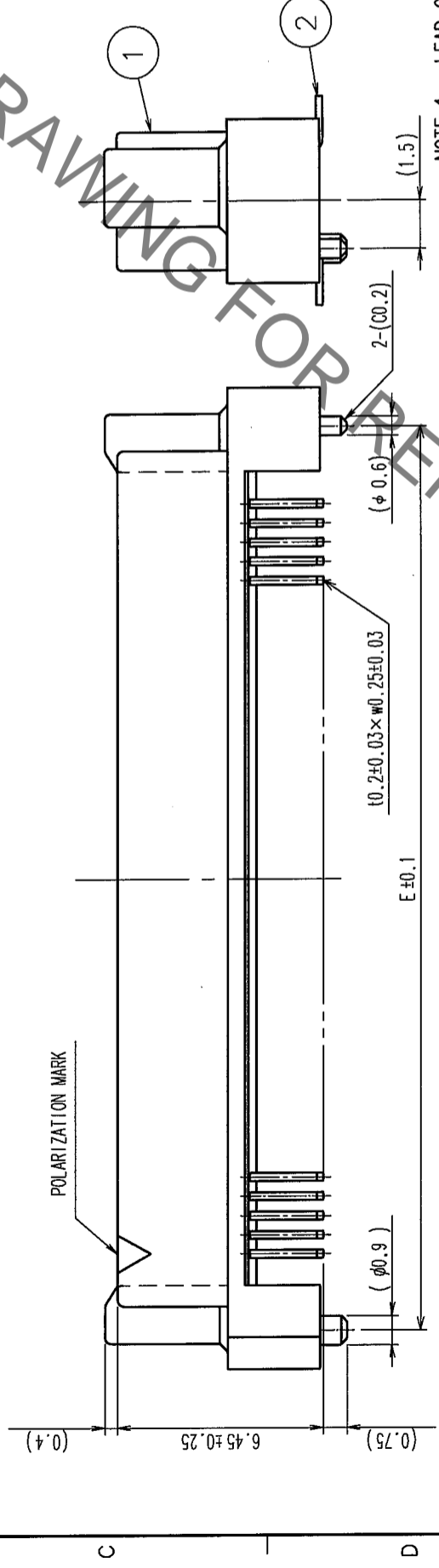
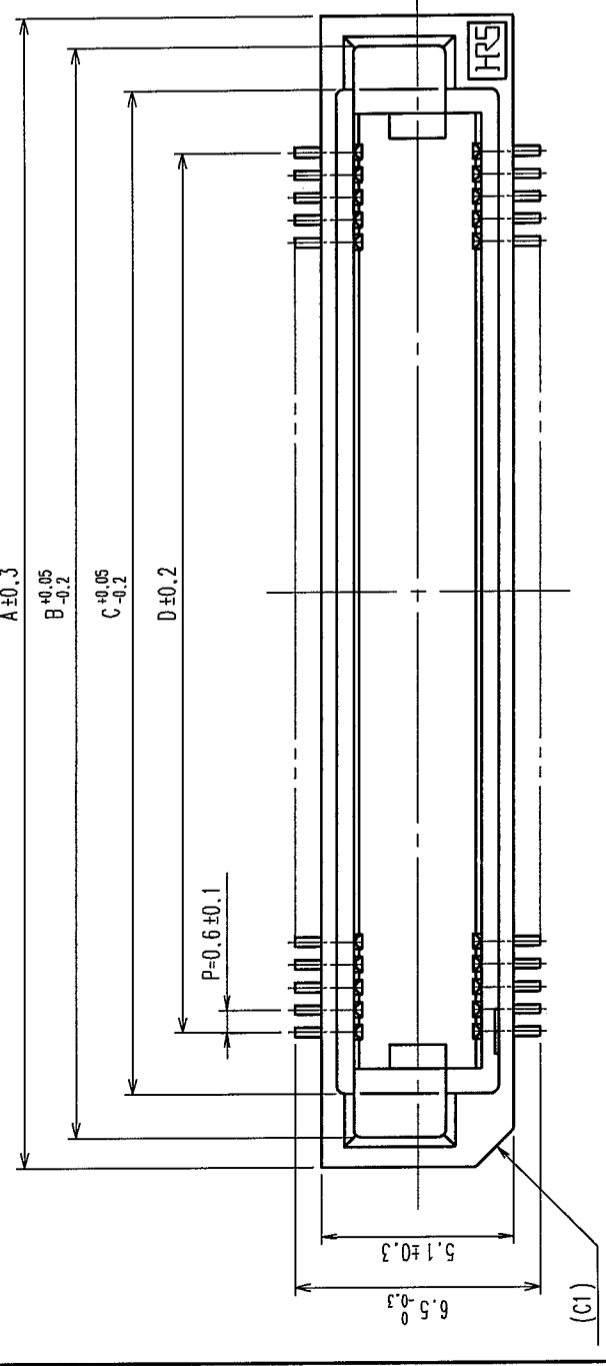


DIMENSION TABLE OF CONNECTOR AND P.C.B. LAND PATTERN.

PART No.	CODE No.	6	7	A	B	C	D	E
FX8C-60P-SV2(93)	CL578-0541-3-93	60	X	24.60	23.00	20.70	17.40	22.20
FX8C-80P-SV2(93)	CL578-0543-9-93	80	X	30.60	29.00	26.70	23.40	28.20
FX8C-100P-SV2(93)	CL578-0545-4-93	100	X	36.60	35.00	32.70	29.40	34.20
FX8C-120P-SV2(93)	CL578-0546-7-93	120	-	42.60	41.00	38.70	35.40	40.20
FX8C-140P-SV2(93)	CL578-0547-0-93	140	X	48.60	47.00	44.70	41.40	46.20

- NOTE 1. LEAD CO-PLANARITY SHALL BE 0.1mm MAX.
 2. EMBOSSED CARRIER TAPE PACKAGING SHALL BE APPLIED TO THIS PRODUCT.
 3. THIS PRODUCT HAS TAPE FOR VACUUM PICKUP.
 4. FOR MODIFICATION, ETC, PREVENTIVE HOLE FOR SINK MARK MAY BE ADDED ACCORDING TO CIRCUMSTANCES.
 5. THE DIMENSIONS IN PARENTHESES ARE FOR REFERENCE.

6 NUMBER OF CONTACTS.
 7 EXISTENCE
 X: PRODUCED, -: NO PRODUCED



NO.	MATERIAL	FINISH, REMARKS	NO.	MATERIAL	CHECKED	APPROVED	REMARKS
1	PPS	LIGHT BROWN (UL94V-0)	2	PHOSPHOR BRONZE	H. OKAWA	Y. YOSHIMURA	
CODE NO. (OLD)				DESIGNED		FINISH, REMARKS	
CL				K. NAKAMURA			
DRAWING NO.		PART NO.		CHECKED		APPROVED	
EDC3-151088-23		FX8C-**P-SV2(93)		H. OKAWA		Y. YOSHIMURA	
SCALE		DRAWN		DESIGNED		FINISH, REMARKS	
FREE		S. SUZUKI		K. NAKAMURA			
UNITS		03.02.04		03.02.12		03.02.14	
mm							

TO	
PCK	

CL578	
1	2

