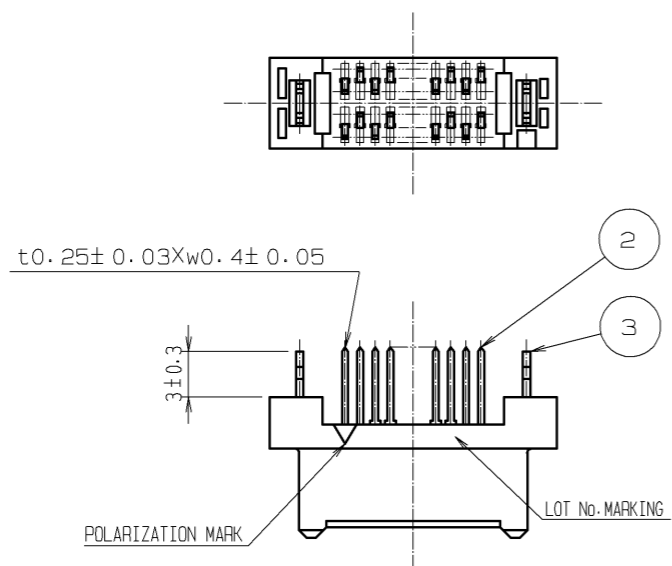
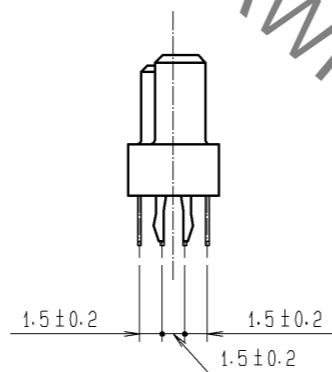
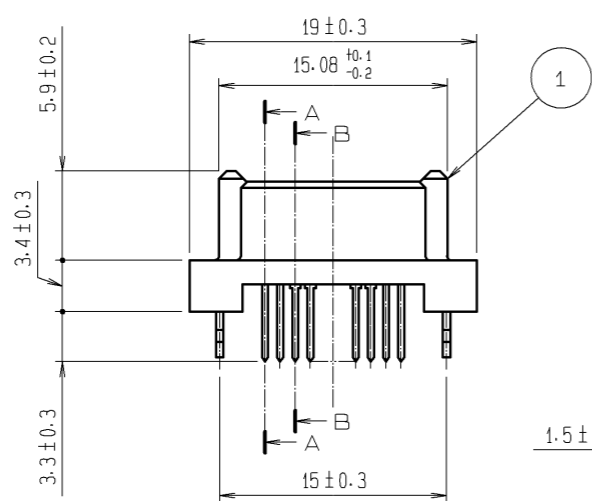
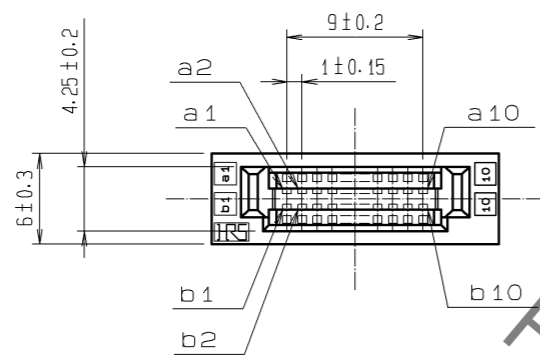
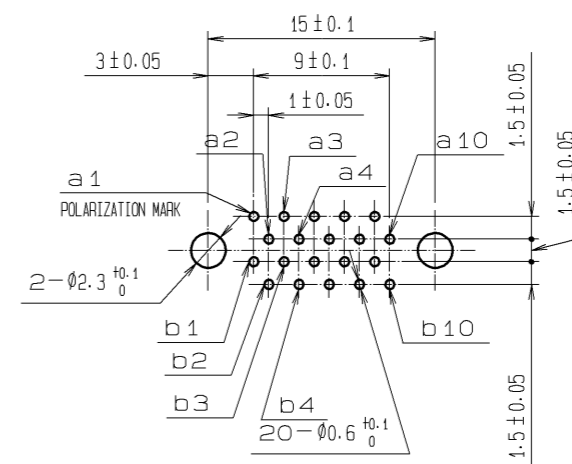


May.1.2023 Copyright 2023 HIROSE ELECTRIC CO., LTD. All Rights Reserved.  
In case of consideration for using Automotive equipment / device which demand high reliability, kindly contact our sales window correspondents.



RECOMMENDED PC BOARD HOLE PATTERN (MOUNTING SIDE)  
APPLICABLE BOARD THICKNESS, 1.6

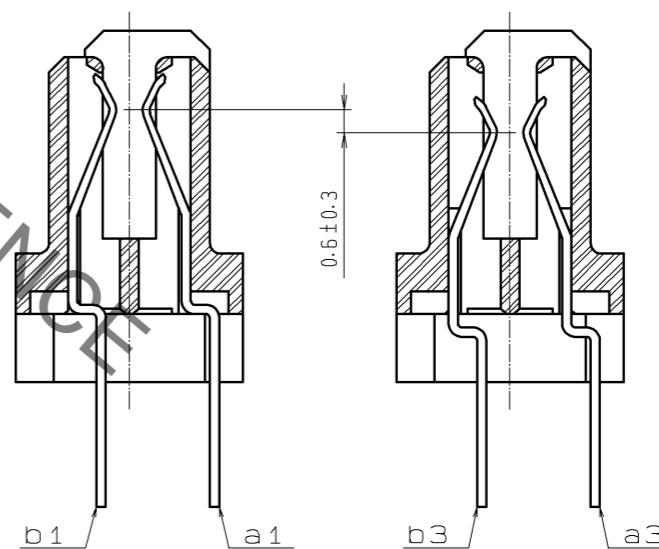


CONTACT SEQUENCE

SEQUENCE	PIN NO.
1	a1, a2, a9, a10 b1, b2, b9, b10
2	a3~a8 b3~b8

A-A (5:1)

B-B (5:1)



NO.	MATERIAL	FINISH	REMARKS	NO.	MATERIAL	FINISH	REMARKS
3	PHOSPHOR BRONZE	TIN-PLATING		2	PHOSPHOR BRONZE		CONTACT AREA : GOLD 0.1µm min. LEAD AREA : TIN-PLATING 1.2µm min. UNDER PLATING : NICKEL 1µm min.
1	POLYAMIDE	BEIGE	UL94V-0				

UNITS	SCALE	COUNT	DESCRIPTION OF REVISIONS	DESIGNED	CHECKED	DATE
mm	2:1	△				
APPROVED : HS. OKAWA			08.07.14	DRAWING NO. EDC3-151418-21		
CHECKED : HT. YAMAGUCHI			08.07.14	PART NO. FX5-20S2A-DSAL(71)		
DESIGNED : SY. KAMIGA			08.07.11	CODE NO. CL575-0121-9-71		
DRAWN : HK. SUNADORI			08.06.19	△ 1/1		