

XB5FW35M5

Illuminated push button, Harmony XB5, antimicrobial, plastic, orange, 30mm, universal LED, 1NO + 1NC, 230...240V AC



Product availability: Stock - Normally stocked in distribution facility

Price*: 119.30 USD



Main

| | |
|---------------------------------|--|
| Range of Product | Harmony XB5 |
| Product or Component Type | Illuminated push-button |
| Device short name | XB5F |
| Bezel material | Dark grey plastic |
| Fixing collar material | Plastic |
| Head type | Built-in-flush |
| Mounting diameter | 1.20 In (30.5 mm) |
| Sale per indivisible quantity | 1 |
| Shape of signaling unit head | Round |
| Type of operator | Spring return |
| Operator profile | Orange flush, unmarked |
| Operator additional information | With plain lens |
| Contacts type and composition | 1 NO + 1 NC |
| Contact operation | Slow-break |
| Connections - terminals | Screw clamp terminals, $\leq 2 \times 1.5 \text{ mm}^2$ with cable end EN/IEC 60947-1 Screw clamp terminals, $1 \times 0.22...2 \times 2.5 \text{ mm}^2$ without cable end EN/IEC 60947-1 |
| Light source | Universal LED |
| Bulb base | Integral LED |
| [Us] rated supply voltage | 220...240 V AC 50/60 Hz |
| Cap/operator or lens colour | Orange |

Complementary

| | |
|------------------------------------|---|
| Height | 1.65 In (42 mm) |
| Width | 1.44 In (36.6 mm) |
| Depth | 2.17 In (55 mm) |
| Terminals description ISO n°1 | (21-22)NC (13-14)NO |
| Resistance to high pressure washer | 1015.26 Psi (7000000 Pa) 131 °F (55 °C) 0.1 m |

| | |
|--|---|
| Contacts usage | Standard contacts |
| Positive opening | With EN/IEC 60947-5-1 appendix K |
| Operating travel | 0.06 In (1.5 mm) NC changing electrical state) 0.10 In (2.6 mm) NO changing electrical state) 0.17 In (4.3 mm) total travel) |
| Operating force | 3.5 N NC changing electrical state 3.8 N |
| Mechanical durability | 10000000 Cycles |
| Tightening torque | 7.08...10.62 Lbf.In (0.8...1.2 N.m) EN 60947-1 |
| Shape of screw head | Cross Philips no 1 Cross pozidriv No 1 Slotted flat Ø 4 mm Slotted flat Ø 5.5 mm |
| Contacts material | Silver alloy (Ag/Ni) |
| Short-circuit protection | 10 A cartridge fuse gG EN/IEC 60947-5-1 |
| [I _{th}] conventional free air thermal current | 10 A EN/IEC 60947-5-1 |
| [U _i] rated insulation voltage | 600 V 3)EN/IEC 60947-1 |
| [U _{imp}] rated impulse withstand voltage | 6 KV EN/IEC 60947-1 |
| [I _e] rated operational current | 3 A 240 V, AC-15, A600 EN/IEC 60947-5-1 6 A 120 V, AC-15, A600 EN/IEC 60947-5-1 0.1 A 600 V, DC-13, Q600 EN/IEC 60947-5-1 0.27 A 250 V, DC-13, Q600 EN/IEC 60947-5-1 0.55 A 125 V, DC-13, Q600 EN/IEC 60947-5-1 1.2 A 600 V, AC-15, A600 EN/IEC 60947-5-1 |
| Electrical durability | 1000000 Cycles, AC-15, 2 A 230 V 3600 cyc/h 0.5 EN/IEC 60947-5-1 appendix C 1000000 Cycles, AC-15, 3 A 120 V 3600 cyc/h 0.5 EN/IEC 60947-5-1 appendix C 1000000 Cycles, AC-15, 4 A 24 V 3600 cyc/h 0.5 EN/IEC 60947-5-1 appendix C 1000000 Cycles, DC-13, 0.2 A 110 V 3600 cyc/h 0.5 EN/IEC 60947-5-1 appendix C 1000000 Cycles, DC-13, 0.5 A 24 V 3600 cyc/h 0.5 EN/IEC 60947-5-1 appendix C |
| Electrical reliability | $\Lambda < 10\exp(-6)$ 5 V, 1 mA in clean environment EN/IEC 60947-5-4 $\Lambda < 10\exp(-8)$ 17 V, 5 mA in clean environment EN/IEC 60947-5-4 |
| Signalling type | Steady |
| Supply voltage limits | 195...264 V AC |
| Current Consumption | 14 mA |
| Service life | 100000 H at rated voltage and 25 °C |
| Surge withstand | 1 KV IEC 61000-4-5 |
| Device presentation | Complete product |

Environment

| | |
|---------------------------------------|--|
| Protective treatment | TH |
| Ambient Air Temperature for Storage | -40...158 °F (-40...70 °C) |
| Ambient Air Temperature for Operation | -40...158 °F (-40...70 °C) |
| Overvoltage category | Class II IEC 60536 |
| IP degree of protection | IP66 IEC 60529 IP67 IP69 IP69K |
| NEMA degree of protection | NEMA 13 NEMA 4X |
| IK degree of protection | IK03 IEC 50102 |
| Standards | EN/IEC 60947-1 UL 508 JIS C8201-5-1 EN/IEC 60947-5-4 EN/IEC 60947-5-1 CSA C22.2 No 14 JIS C8201-1 ISO 22196:2011 ISO 21702 |
| Product Certifications | UL Listed CSA |

| | |
|---------------------------------------|--|
| Vibration resistance | 5 gn 2...500 Hz)IEC 60068-2-6 |
| Shock resistance | 30 gn 18 ms) half sine wave acceleration IEC 60068-2-27 50 gn 11 ms) half sine wave acceleration IEC 60068-2-27 |
| Resistance to fast transients | 2 KV IEC 61000-4-4 |
| Resistance to electromagnetic fields | 9.14 V/M (10 V/m) IEC 61000-4-3 |
| Resistance to electrostatic discharge | 6 KV on contact (on metal parts) IEC 61000-4-2 8 KV in free air (in insulating parts) IEC 61000-4-2 |
| Electromagnetic emission | Class B IEC 55011 |

Ordering and shipping details

| | |
|-------------------|-------------------------------------|
| Category | 22467-PUSHBUTTONS,22MM(PLASTIC) NEW |
| Discount Schedule | CS2 |
| GTIN | 3606481361110 |
| Returnability | Yes |

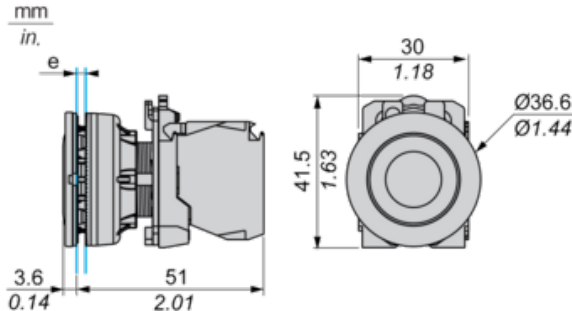
Packing Units

| | |
|------------------------------|-----------------------|
| Unit Type of Package 1 | PCE |
| Number of Units in Package 1 | 1 |
| Package 1 Height | 2.10 In (5.33 cm) |
| Package 1 Width | 1.70 In (4.32 cm) |
| Package 1 Length | 3.60 In (9.14 cm) |
| Package 1 Weight | 0.13 Lb(US) (0.06 kg) |

Offer Sustainability

| | |
|----------------------------|---|
| Sustainable offer status | Green Premium product |
| California proposition 65 | WARNING: This product can expose you to chemicals including: Lead and lead compounds, which is known to the State of California to cause cancer and birth defects or other reproductive harm. For more information go to www.P65Warnings.ca.gov |
| REACH Regulation | REACH Declaration |
| REACH free of SVHC | Yes |
| EU RoHS Directive | Pro-active compliance (Product out of EU RoHS legal scope) EU RoHS Declaration |
| Mercury free | Yes |
| China RoHS Regulation | China RoHS Declaration |
| RoHS exemption information | Yes |
| Environmental Disclosure | Product Environmental Profile |
| Circularity Profile | End Of Life Information |
| WEEE | The product must be disposed on European Union markets following specific waste collection and never end up in rubbish bins. |

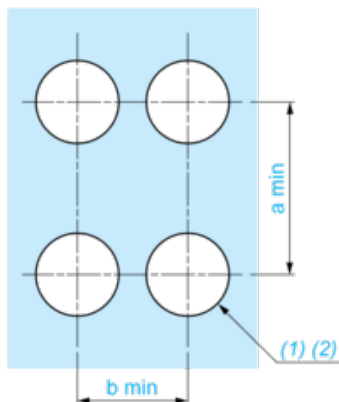
Dimensions



e: Clamping thickness: 1 to 6 mm / 0.04 to 0.24 in.

Panel Cut-out for Pushbuttons, Switches and Pilot Lights (Finished Holes, Ready for Installation)

Connection by Screw Clamp Terminals or Plug-in Connectors

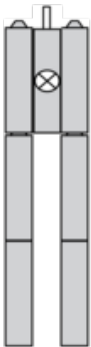


(1) Diameter on finished panel or support

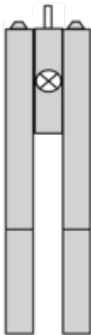
(2) $\text{Ø}30.75 \text{ mm}$ recommended ($\text{Ø}30.5 \text{ }_0^{+0.5}$) / $\text{Ø}1.21 \text{ in.}$ recommended ($\text{Ø}1.20 \text{ in. }_0^{+0.0196}$)

| Connections | a in mm | a in in. | b in mm | b in in. |
|---|---------|----------|---------|----------|
| By screw clamp terminals or plug-in connector | 40 | 1.57 | 40 | 1.57 |
| By Faston connectors | 45 | 1.77 | 40 | 1.57 |

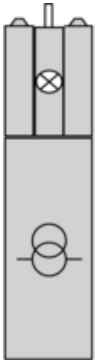
Electrical Composition Corresponding to Codes M1 and M7



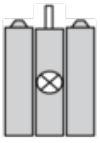
Electrical Composition Corresponding to Codes M2 and M8



Electrical Composition Corresponding to Codes M6 and P2



Electrical Composition Corresponding to Codes M5, M10, MF1, MR1 and MF2



Legend

Single contact



Double contact



Light block



Possible location



Product Life Status : **Commercialised**