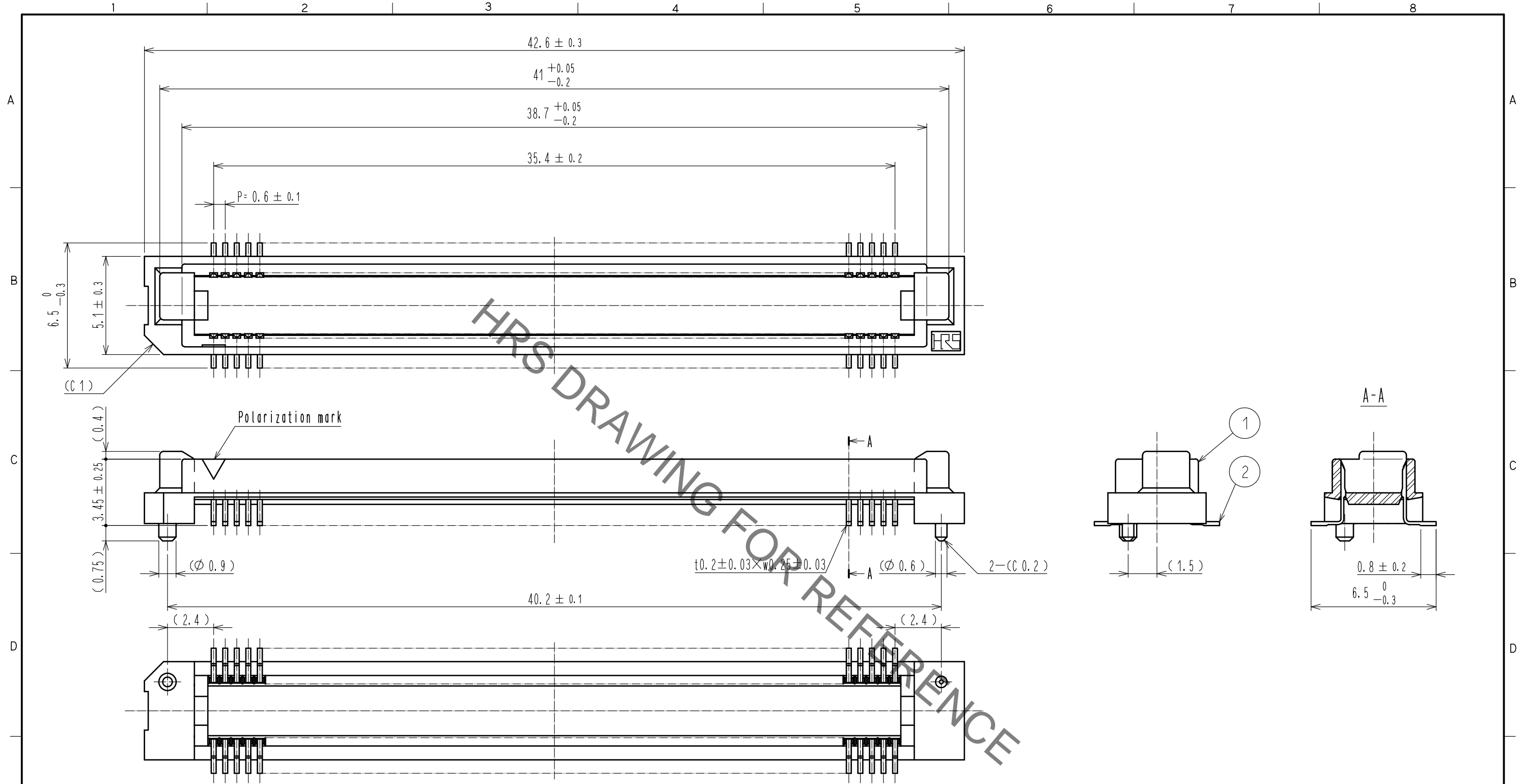
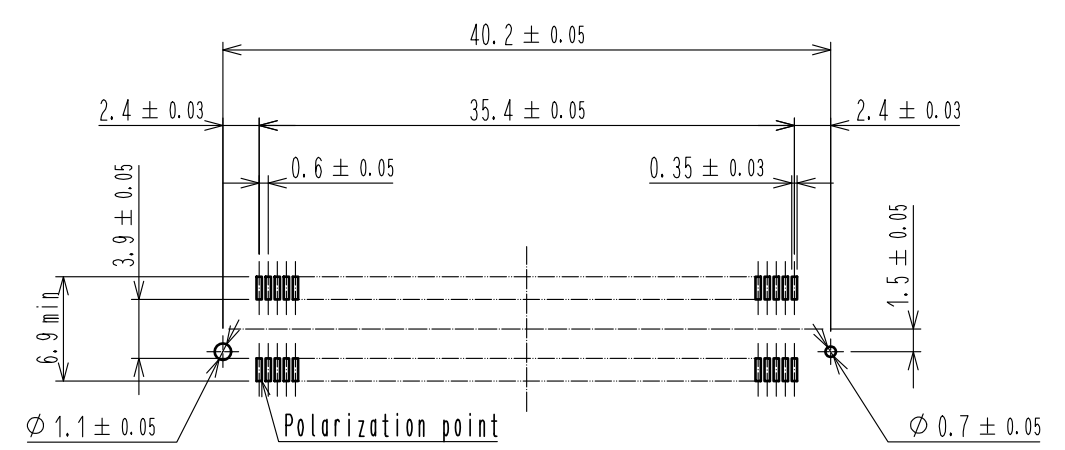


May.1.2023 Copyright 2023 HIROSE ELECTRIC CO., LTD. All Rights Reserved.  
In case of consideration for using Automotive equipment / device which demand high reliability, kindly contact our sales window correspondents.



Recommended P.C.B land pattern (mount side) (2:1)



- Notes
- 1 Lead CO-PLANARITY shall be 0.1mm max.
  - 2 For modification, etc., preventive hole for sink mark may be added according to circumstances.
  - 3 The dimensions in parentheses are for reference.

1	POLYPHENYLENE SULFIDE	Light brown (UL94V-0)	2	PHOSPHOR BRONZE	Contact area : Gold 0.1µm min. Lead area : TIN-Plating 1µm min. Under plating : Nickel 1µm min.
NO.	MATERIAL	FINISH . REMARKS	NO.	MATERIAL	FINISH . REMARKS
UNITS mm		SCALE 5 : 1	COUNT 1	DESCRIPTION OF REVISIONS DIS-F-00006411	DESIGNED KS. NAKAJIMA
HIROSE ELECTRIC CO., LTD.		APPROVED : HS. OKAWA	20051011	DRAWING NO.	EDC-150572-71-25
		CHECKED : HS. OZAWA	20051011	PART NO.	FX8-120P-SV1(71)
		DESIGNED : TK. YANAGISAWA	20051005	CODE NO.	CL578-0046-4-71
		DRAWN : TK. YANAGISAWA	20051005		1/2

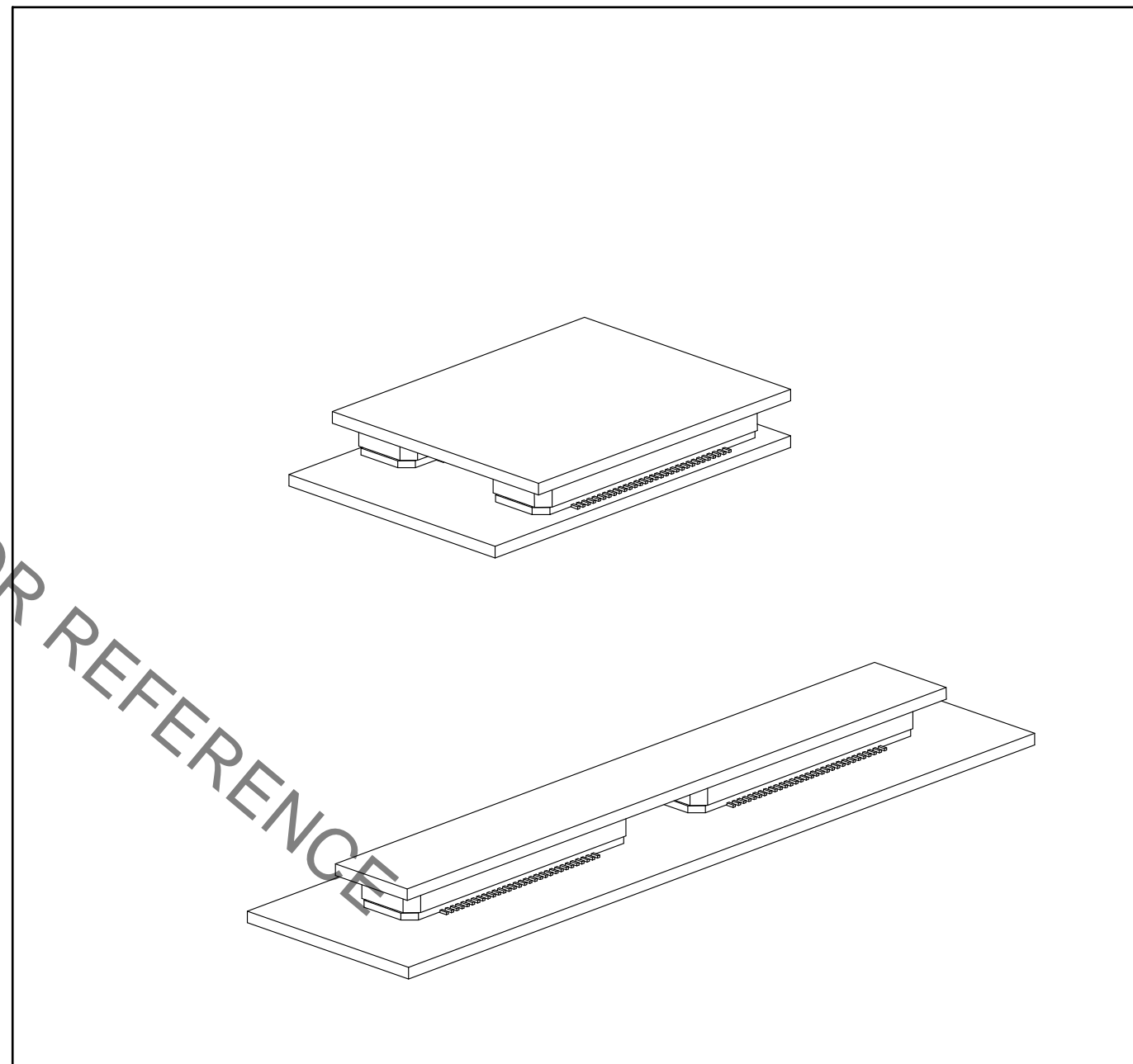
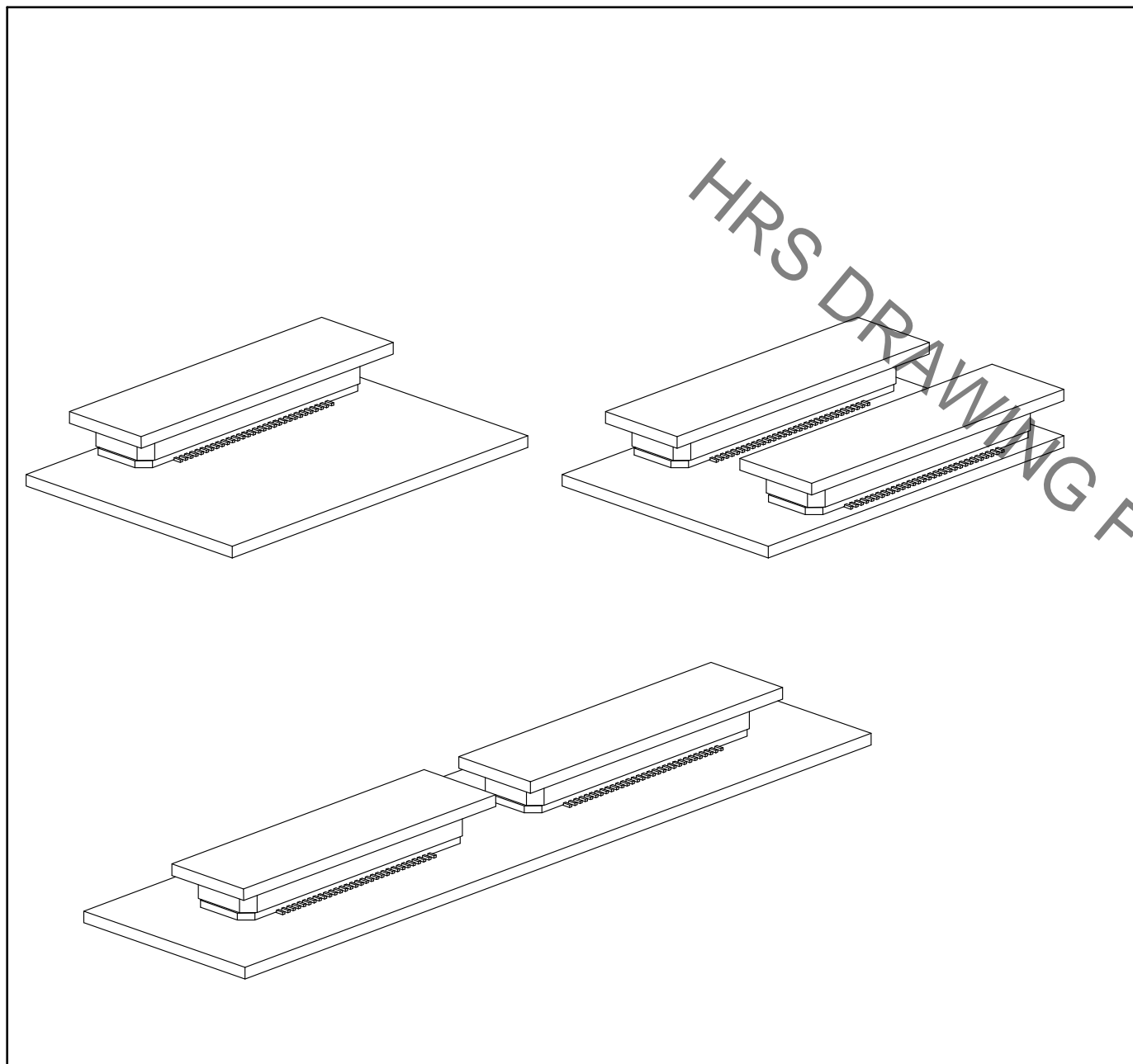
May.1.2023 Copyright 2023 HIROSE ELECTRIC CO., LTD. All Rights Reserved.  
In case of consideration for using Automotive equipment / device which demand high reliability, kindly contact our sales window correspondents.

【 Precaution 】

When a board with multiple connectors mounted is mated, the connector may be damaged or deformed.  
Please divide one side of the board so only one connector is mated per board.

OK

NG



HRS DRAWING FOR REFERENCE

<b>HRS</b>	DRAWING NO.	EDC-150572-71-25
	PART NO.	FX8-120P-SV1(71)
	CODE NO.	CL578-0046-4-71
		2/2