

May.1.2023 Copyright 2023 HIROSE ELECTRIC CO., LTD. All Rights Reserved.
In case of consideration for using Automotive equipment / device which demand high reliability, kindly contact our sales window correspondents.

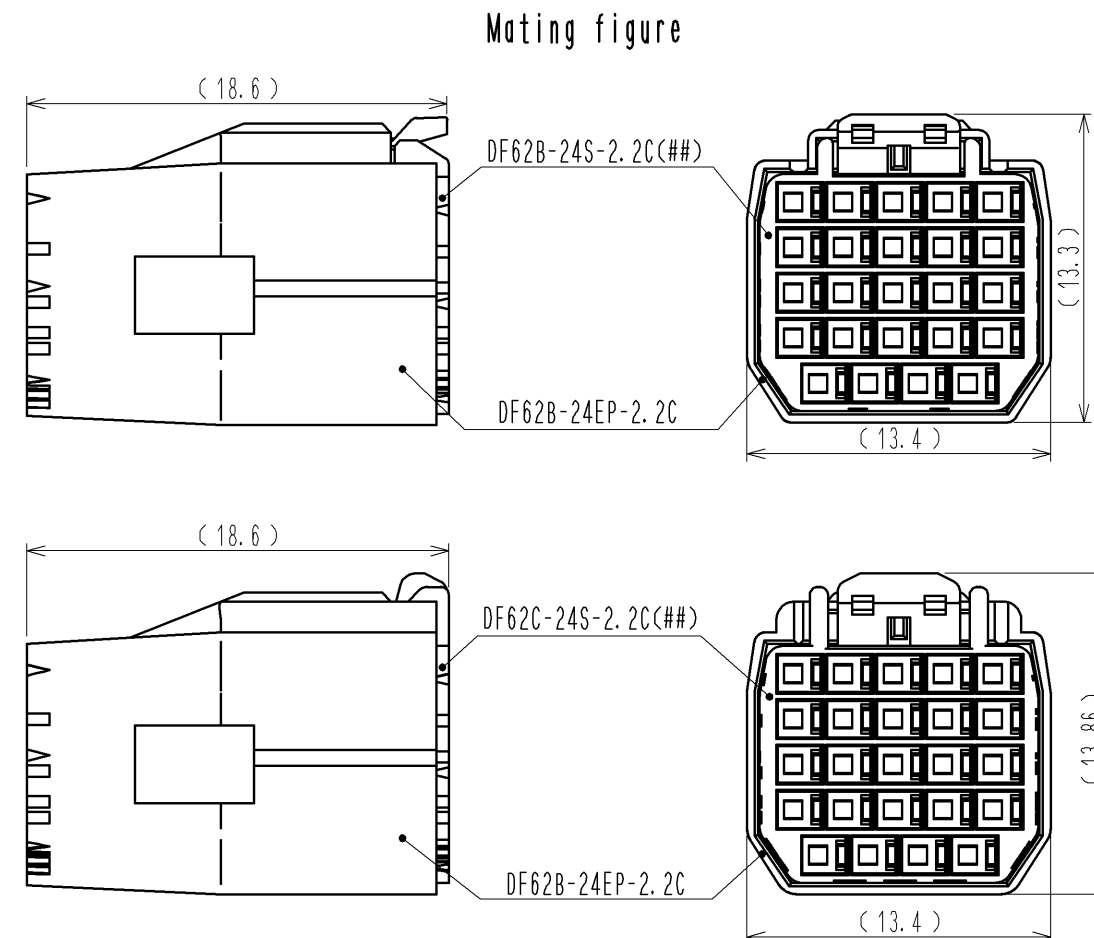
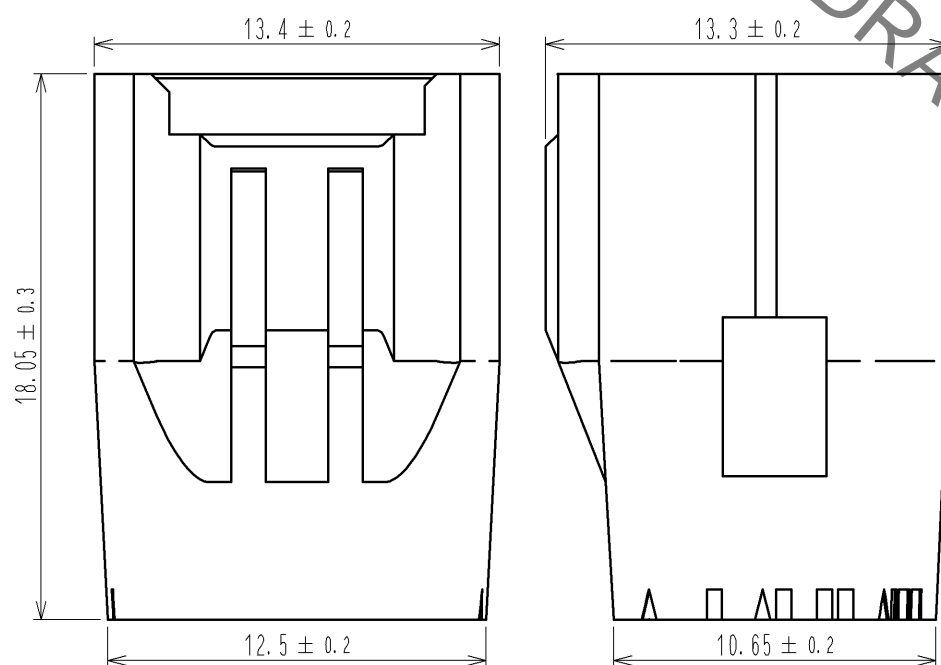
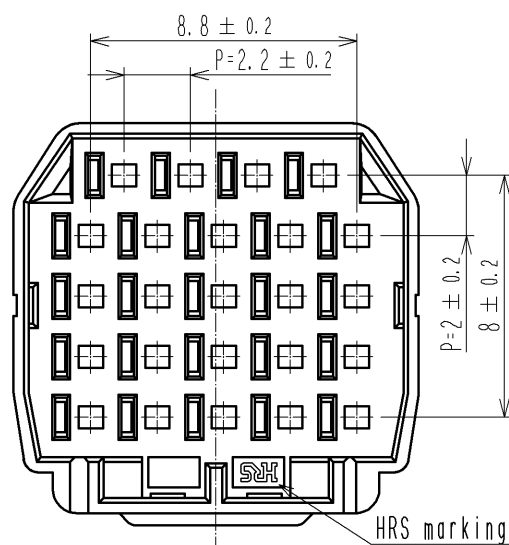
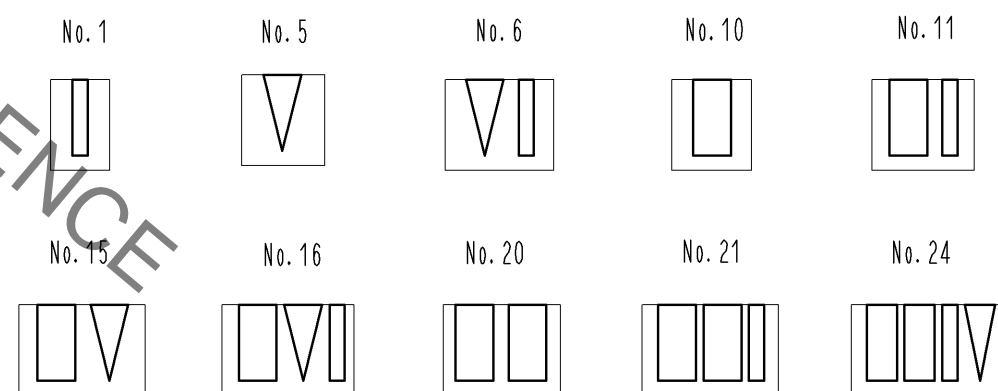
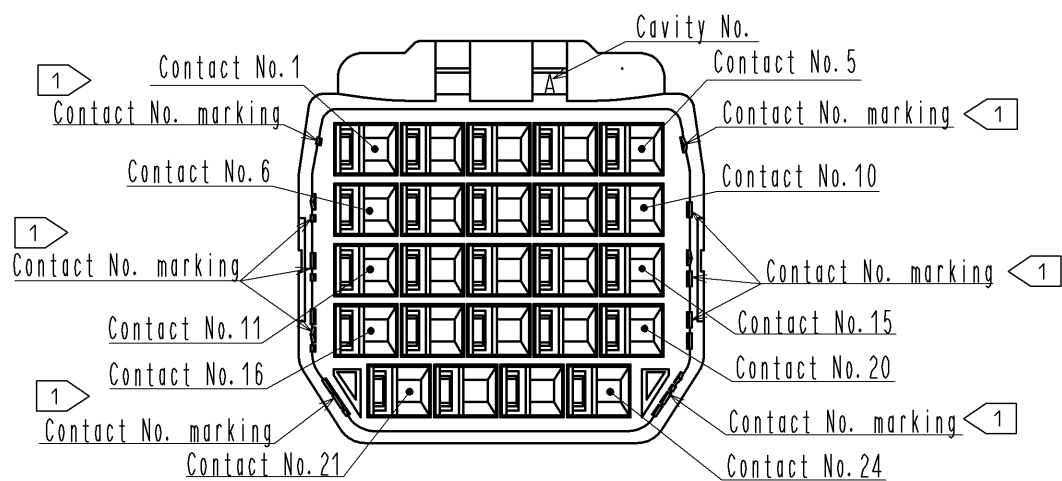


Figure-1 Contact No. marking (10:1)



- Note. 1. Markings at the indicated positions are Contact No. marking. And shapes are shown in Figure-1.
 2. Per pack : 100 pieces.
 3. The dimensions in parenthesis are for reference.
 4. UL (File No. E52653), C-UL (File No. E52653) approved product.



| NO. | MATERIAL | FINISH . REMARKS | NO. | MATERIAL | FINISH . REMARKS |
|----------------------------------|----------|------------------|----------------------------|--------------------------|------------------|
| 1 | PBT | | | UL94V-0 (BLACK) | |
| UNITS mm | | SCALE 4 : 1 | COUNT | DESCRIPTION OF REVISIONS | DESIGNED |
| APPROVED : KI. AKIYAMA 14.06.06 | | | DRAWING NO. EDC3-348671-00 | | |
| CHECED : TS. FUKUSHIMA 14.06.06 | | | PART NO. DF62B-24EP-2.2C | | |
| DESIGNED : TS. KUMAZAWA 14.06.06 | | | CODE NO. CL544-0540-3-00 | | |
| DRAWN : TS. KUMAZAWA 14.06.06 | | | DATE | | |