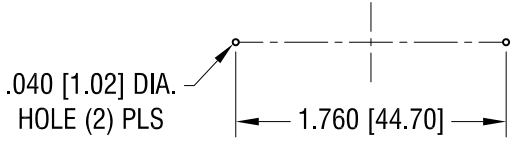
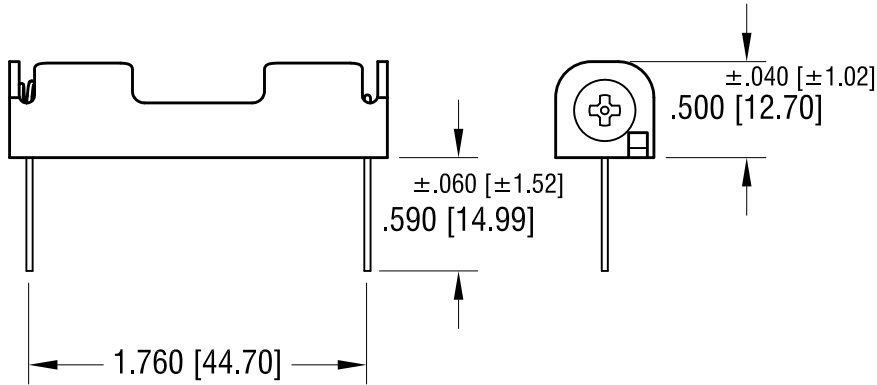
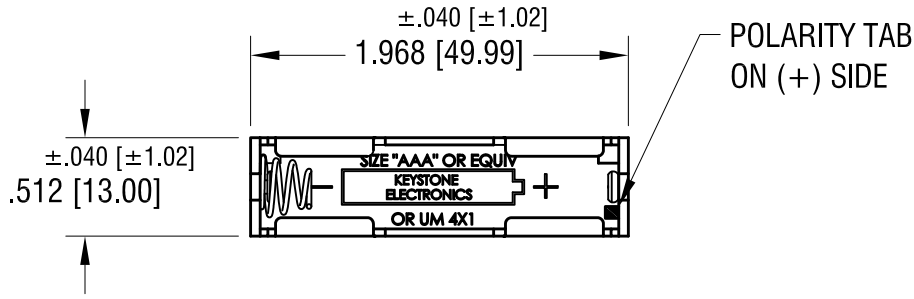
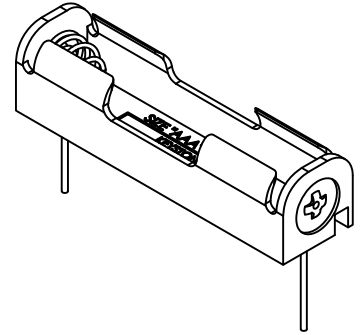


THIS DOCUMENT IS THE PROPERTY OF KEYSTONE ELECTRONICS CORP. AND SHALL NOT BE REPRODUCED, DISTRIBUTED OR USED AS A BASIS FOR MANUFACTURE WITHOUT PRIOR WRITTEN PERMISSION FROM KEYSTONE ELECTRONICS CORP.

MOUNTING DETAIL



ACTUAL SIZE



NOTE:

1. HOLDER: MAT'L: POLYPROPYLENE
2. SPRING: MAT'L: MUSIC WIRE, .024 [0.60] DIA.
FINISH- NICKEL PLATE
3. PC TERMINALS: MAT'L: BRASS, .032 [0.81] DIA.
FINISH- NICKEL PLATE

12.03.21	AS PER ECN 22-049 ADD POLATITY TAB	D	KEYSTONE ELECTRONICS CORP. www.keyelco.com • NEW HYDE PARK, NY 11040 • Tel (516) 328-7500			
8.21.19	ECN19-071 REMOVE KEYSTONE NAME PART IS BACK TO REV.A BY DESIGN	C	PART NAME PC BATTERY HOLDER (1) 'AAA'			
1.3.18	ECN 18-001 ADD KEYSTONE NAME TO THE BOTTOM OF THE BASE (B1)	B	MATERIAL AS NOTED			
11.17.99	CHANGE AS PER ECN 99-091	A	FINISH NICKEL PLATE		DRN BY BOONE	DATE 11.02.95
DATE	DESCRIPTION	REV.	TOLERANCES INCH [MM] DECIMAL ±.010 [±0.25] ANGULAR ± 1° UNLESS OTHERWISE SPECIFIED		APP'D LN	SCALE 1X
			CODE C	DWG NO. 2466		