

Wire Wound Chip Common Mode Choke Coil – SDCW-H Series

Operating Temp. : -40°C~+85°C



FEATURES

- Winding type realizes small size and low profile
- Suppress noise for the high-speed differential signal lines
- Excellent solder ability

APPLICATIONS

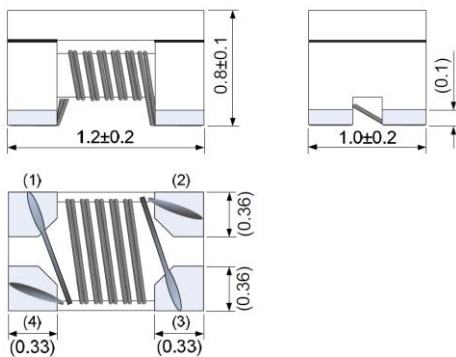
- High speed differential signal lines for HDMI, DVI, etc

PRODUCT IDENTIFICATION

<u>SDCW</u> ①	<u>2012</u> ②	<u>H</u> ③	<u>-2</u> ④	<u>-900</u> ⑤	<u>T</u> ⑥	<u>F</u> ⑦																																
<table border="1"> <tr><td colspan="2">Type</td></tr> <tr><td>SDCW</td><td>Winding Type Common Mode Choke Coil</td></tr> </table>	Type		SDCW	Winding Type Common Mode Choke Coil	<table border="1"> <tr><td colspan="2">External Dimensions (LxW) (mm)</td></tr> <tr><td>1210 [0504]</td><td>1.2x1.0</td></tr> <tr><td>2012 [0805]</td><td>2.0x1.2</td></tr> </table>	External Dimensions (LxW) (mm)		1210 [0504]	1.2x1.0	2012 [0805]	2.0x1.2	<table border="1"> <tr><td colspan="2">Code</td></tr> <tr><td>H</td><td>For High-speed Differential Signal Lines</td></tr> </table>	Code		H	For High-speed Differential Signal Lines	<table border="1"> <tr><td colspan="2">Number of Lines</td></tr> <tr><td colspan="2">2</td></tr> </table>	Number of Lines		2		<table border="1"> <tr><td colspan="2">Impedance</td></tr> <tr><td>Example</td><td>Nominal Value</td></tr> <tr><td>900</td><td>90Ω</td></tr> </table>	Impedance		Example	Nominal Value	900	90Ω	<table border="1"> <tr><td colspan="2">Packing</td></tr> <tr><td>T</td><td>Tape & Reel</td></tr> </table>	Packing		T	Tape & Reel	<table border="1"> <tr><td colspan="2">Hazardous Substance Free Products</td></tr> <tr><td colspan="2">F</td></tr> </table>	Hazardous Substance Free Products		F	
Type																																						
SDCW	Winding Type Common Mode Choke Coil																																					
External Dimensions (LxW) (mm)																																						
1210 [0504]	1.2x1.0																																					
2012 [0805]	2.0x1.2																																					
Code																																						
H	For High-speed Differential Signal Lines																																					
Number of Lines																																						
2																																						
Impedance																																						
Example	Nominal Value																																					
900	90Ω																																					
Packing																																						
T	Tape & Reel																																					
Hazardous Substance Free Products																																						
F																																						

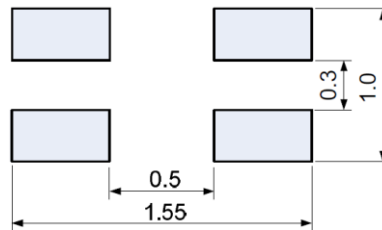
SHAPE AND DIMENSIONS

SDCW1210H TYPE

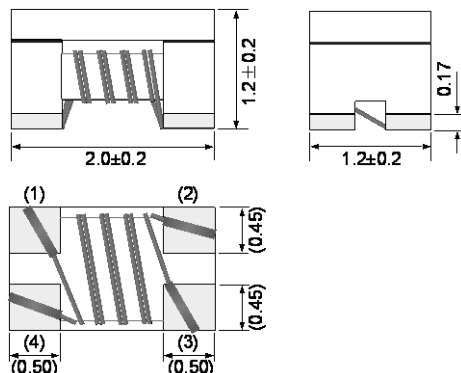


Recommended Land Pattern

Unit: mm

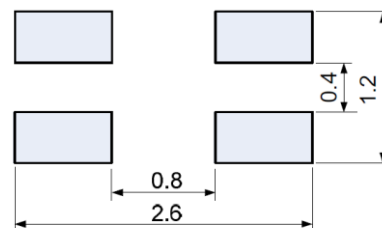


SDCW2012H TYPE



Recommended Land Pattern

Unit: mm



SPECIFICATIONS

SDCW1210H TYPE

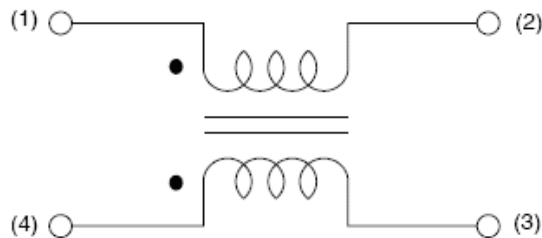
Part Number	Common Mode Impedance @100MHz	Max. DC Resistance	Max. Rated Current	Rated Voltage	Min. Insulation Resistance
Units	Ω	Ω	mA	Volts	M Ω
Symbol	Z	DCR	I _r	V _{DC}	IR
SDCW1210H-2-350TF	35±25%	0.32	320	20	10
SDCW1210H-2-900TF	90±25%	0.50	280	20	10

SDCW2012H TYPE

Part Number	Common Mode Impedance @100MHz	Max. DC Resistance	Max. Rated Current	Rated Voltage	Min. Insulation Resistance
Units	Ω	Ω	mA	Volts	M Ω
Symbol	Z	DCR	I _r	V _{DC}	IR
SDCW2012H-2-670TF	67±25%	0.30	320	20	10
SDCW2012H-2-900TF	90±25%	0.40	280	20	10
SDCW2012H-2-121TF	120±25%	0.40	280	20	10

※: Products with other electrical characteristics can be provided upon customer's request. Please contact your local sales.

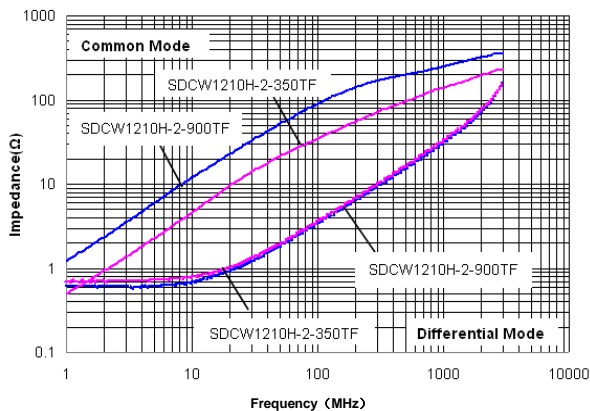
EQUIVALENT CIRCUIT



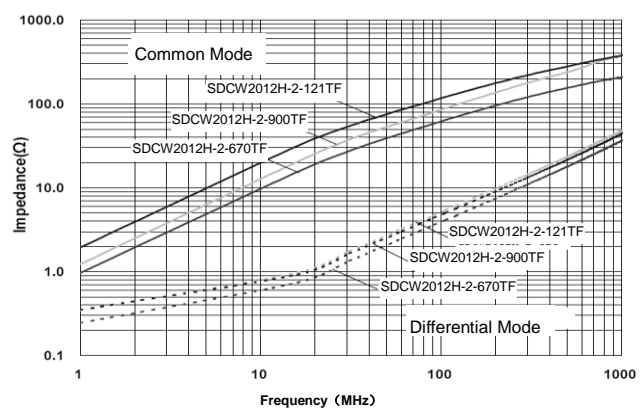
TYPICAL ELECTRICAL CHARACTERISTICS

Impedance vs. Frequency

SDCW1210H TYPE



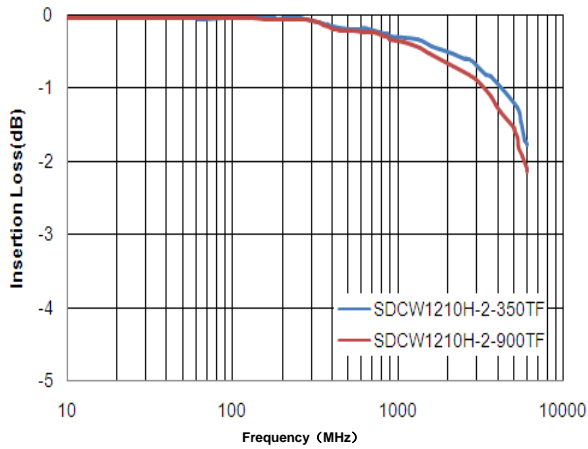
SDCW2012H TYPE



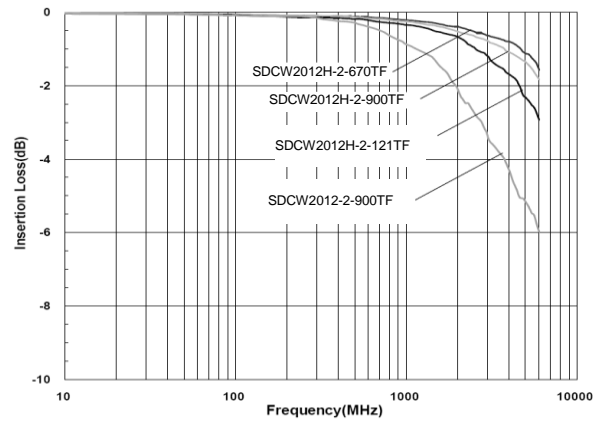
TYPICAL ELECTRICAL CHARACTERISTICS

Insertion Loss

SDCW1210H TYPE



SDCW2012H TYPE



Differential Mode Impedance Characteristics

SDCW2012H-2-900TF

