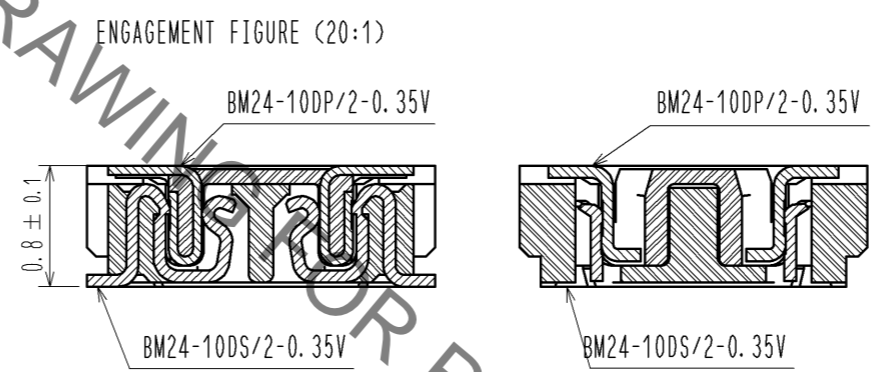
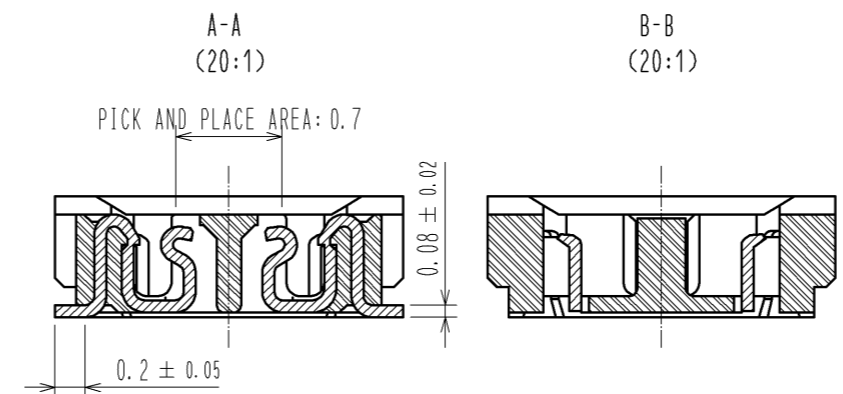
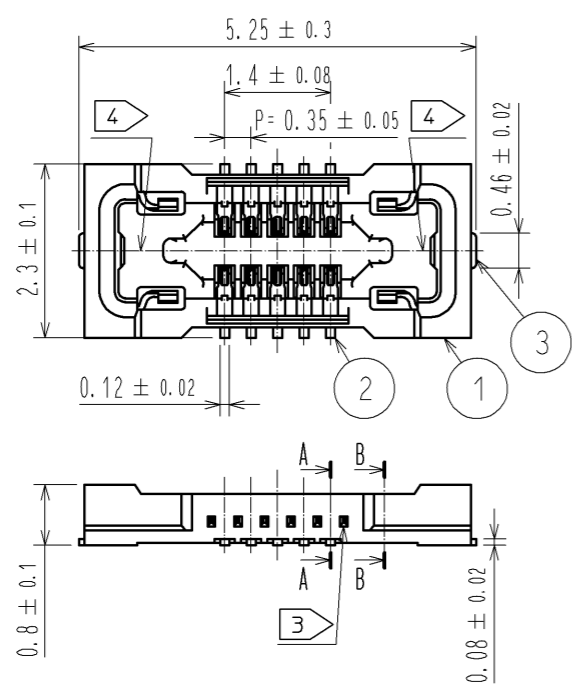
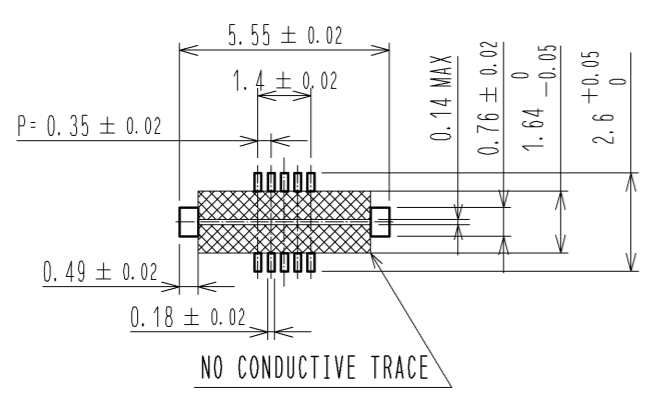


May.1.2023 Copyright 2023 HIROSE ELECTRIC CO., LTD. All Rights Reserved.
In case of consideration for using Automotive equipment / device which demand high reliability, kindly contact our sales window correspondents.

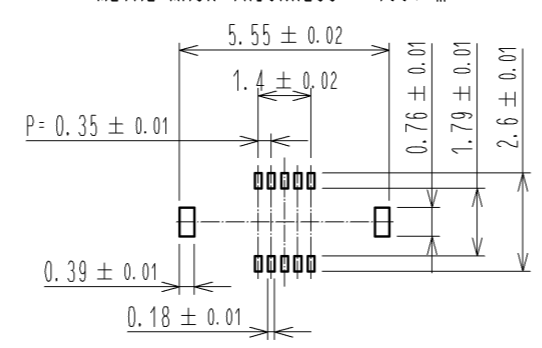


- NOTE 1 . ALL LEAD CO-PLANARITY SHALL BE 0.08mm MAX.
- 2 CONTACT PLATING SPECIFICATIONS
CONTACT AREA : GOLD 0.05 μm MIN
SMT LEAD : GOLD 0.05 μm MIN
UNDER PLATING : NICKEL 1 μm MIN
(SURFACE : SEALING)
 - 3 A PART OF THE WALL COULD BE NOTCHED.
 - 4 HRS MARK AND CAV No. ARE INDICATED IN APPROX. POSITION SHOWN.

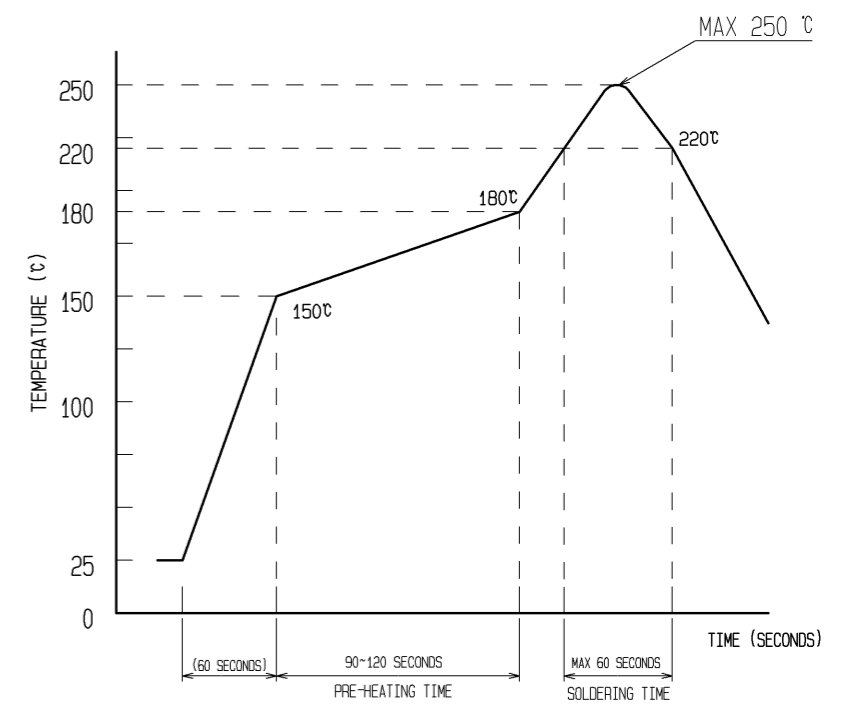
◆RECOMMENDED PCB LAYOUT



◆RECOMMENDED METAL MASK DIMENSIONS
METAL MASK THICKNESS : 100 μm



5 RECOMMENDED REFLOW TEMPERATURE PROFILE USING LEAD-FREE SOLDER PASTE.



- REFLOW METHOD: IR REFLOW
NUMBER OF REFLOW CYCLES: 2 CYCLES MAX.
- 1) REFLOW TIME
DURATION ABOVE 220°C, 60 SEC MAX.
(PEAK TEMPERATURE: 250°C MAX)
 - 2) PRE-HEAT TIME
PRE-HEAT TEMPERATURE(MIN): 150°C
PRE-HEAT TEMPERATURE(MAX): 180°C
PRE-HEAT TIME: 90-120 SEC.

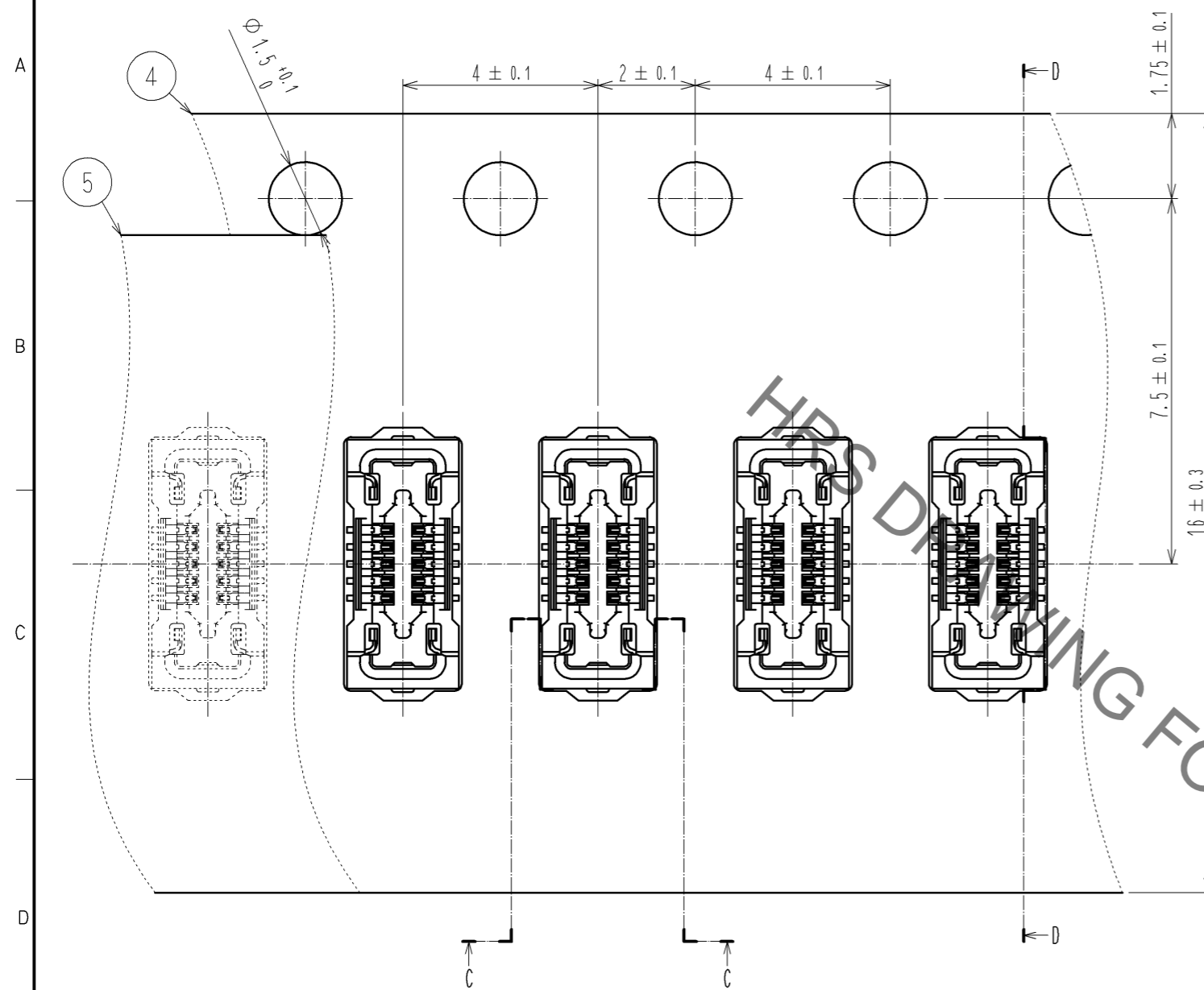
- 5 THIS TEMPERATURE PROFILE IS PER THE CONDITIONS SHOWN ABOVE. ADDITIONAL FACTORS, SUCH AS SOLDER PASTE TYPE, PCB SIZE AND OTHER MOUNTED COMPONENTS COULD AFFECT THE PROFILE. THEREFORE, A THOROUGH EVALUATION OF MOUNTING COONDITION IS REQUIRED PRIOR TO PRODUCTION. TEPERATURE IS MEASURED AT CONTACT LEAD.
6. PLEASE CONTACT US IN CASE YOU WILL MAKE DIFFERENT SETTINGS FROM OUR RECOMMENDATION.

4	PS	CLEAR(EMBOSSED CARRIER TAPE)				
3	COPPER ALLOY	2	7	PS	CLEAR (REINFORCEMENT COLLAR)	
2	PHOSPHOR BRONZE	2	6	PS	BLACK (PLASTIC REEL)	
1	LCP	UL94 V-0. BLACK	5	POLYESTER	CLEAR (COVER TAPE)	
NO.	MATERIAL	FINISH . REMARKS	NO.	MATERIAL	FINISH . REMARKS	
UNITS	mm	SCALE	10 : 1	COUNT	1	
DESCRIPTION OF REVISIONS			DESIGNED	YH. HASEGAWA	CHECKED	WR. FUKUCHI
DIS-H-008661			DATE	13.11.06	DATE	14.04.04
APPROVED : KH. IKEDA			13.11.06	DRAWING NO. EDC3-352540-01		
CHECED : WR. FUKUCHI			13.11.06	PART NO. BM24-10DS/2-0.35V(51)		
DESIGNED : YH. HASEGAWA			13.11.06	CODE NO. CL677-2002-1-51		
DRAWN : YH. HASEGAWA			13.11.06	1/2		

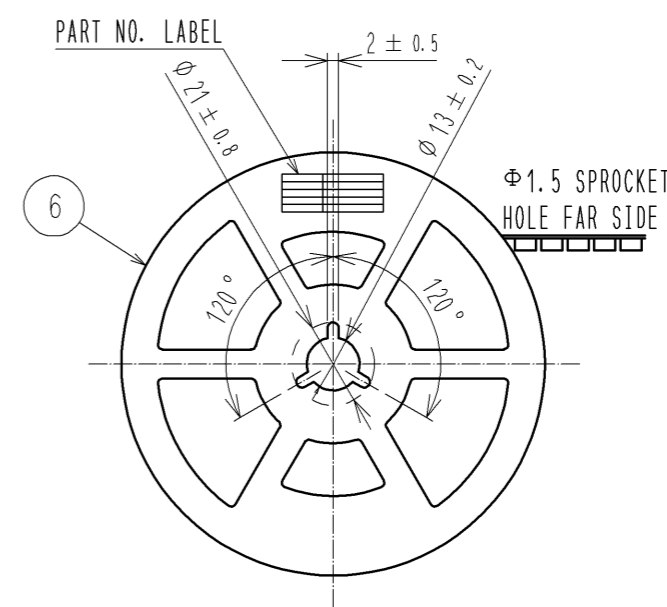
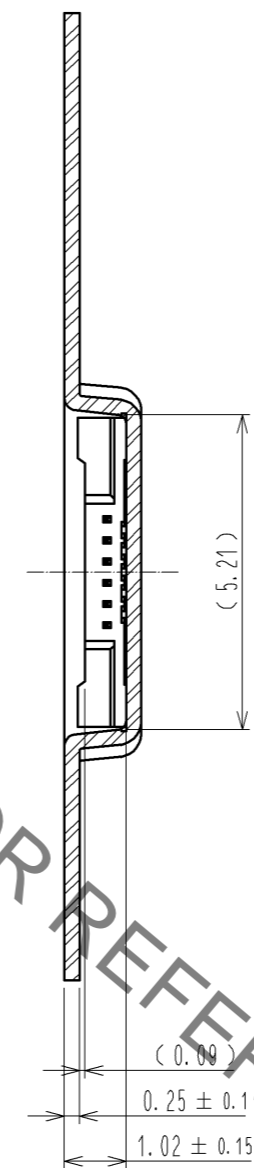
May.1.2023 Copyright 2023 HIROSE ELECTRIC CO., LTD. All Rights Reserved.
In case of consideration for using Automotive equipment / device which demand high reliability, kindly contact our sales window correspondents.

EMBOSSED CARRIER TAPE PACKAGING (FREE)

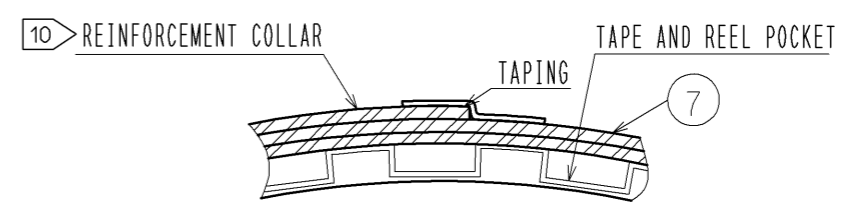
STYLE AND DIMENTION OF REEL (FREE)



D-D (FREE)




E-E (FREE)



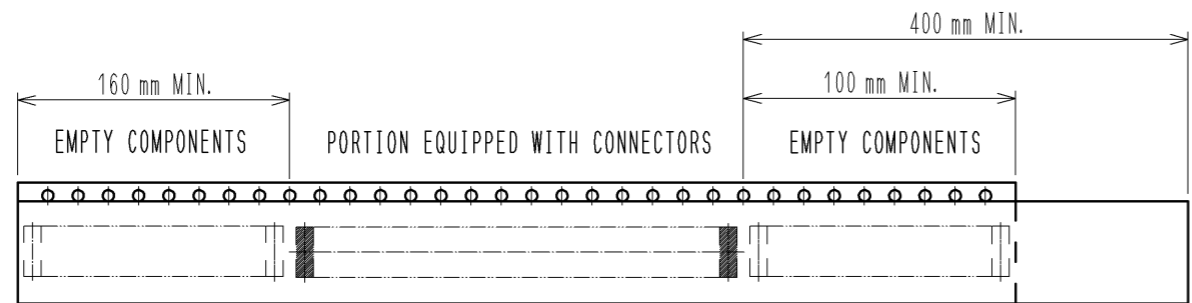
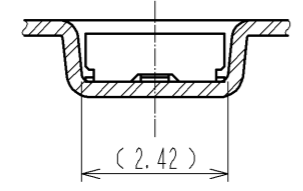
DETAIL OF PART NO. LABEL

製造年月日	** ** *	DATA OF MANUFACTURED
製品コード	CL0677-2002-1(51)	CODE NO.
製品名	BM24-10DS/2-0.35V(51)	PART NO.
数量	10,000	QUANTITY
納入者	ヒロセ電機(株)	SUPPLIER

DIRECTION OF UNREELING



C-C (FREE)



9 TAPING(FREE)

- 7 . PER REEL 10,000 CONNECTORS.
- 8 . THE DIMENSIONS IN PARENTHESSES ARE FOR REFERENCE.
- 9 REFER TO JIS C 0806(PACKAGING OF COMPONENTS FOR AUTOMATIC HANDLING)
- 10 AFTER PACKAGING. ROLL 2 METERS OF THE REINFORCEMENT COLLAR TO OUTER CIRCUMFERENCE OF TAPE AND REEL POCKET. AND TAPE DOWN AT THE END THE COLLAR.

HRS	DRAWING NO.	EDC3-352540-01	
	PART NO.	BM24-10DS/2-0.35V(51)	
	CODE NO.	CL677-2002-1-51	\triangle 2/2