

XB6ETI523P

Complete illuminated mushroom head push button, Harmony XB6E, Ø 16 mm Estop 24 VDC polarised Ø 32 mm turn/pull to release 2NC



Main

Range of Product	Harmony XB6E
Product or Component Type	Complete illuminated mushroom head push-button
Device short name	XB6E
Bezel material	Plastic
Mounting diameter	1.26 in (32 mm)
Shape of signaling unit head	Round
Type of operator	Trigger action
Reset	Pull to release Turn to release
Operator profile	Red mushroom Ø 32 mm
Contacts type and composition	2 NC
Connections - terminals	Solder terminal <= 0.75 mm² AWG 19

Complementary

Net Weight	0.04 lb(US) (0.0201 kg)
Marking	CE
Mechanical durability	100000 cycles
Tightening torque	5.31...8.85 lbf.in (0.6...1 N.m)
Short-circuit protection	6 A fuse gG IEC 60269
[I _{th}] conventional free air thermal current	5 A
[U _i] rated insulation voltage	250 V 3)
Insulation resistance	< 100 MOhm
[U _{imp}] rated impulse withstand voltage	2.5 kV
[I _e] rated operational current	1.5 A 120 V, AC-12, C300 EN/IEC 60947-5-1 0.3 A 120 V, AC-15, C300 EN/IEC 60947-5-1 1 A 240 V, AC-12, C300 EN/IEC 60947-5-1 0.3 A 240 V, AC-15, C300 EN/IEC 60947-5-1 1 A 24 V, DC-12, R300 EN/IEC 60947-5-1 0.7 A 24 V, DC-13, R300 EN/IEC 60947-5-1 0.2 A 125 V, DC-12, R300 EN/IEC 60947-5-1 0.15 A 125 V, DC-13, R300 EN/IEC 60947-5-1
Electrical durability	1000000 Cycles 50000 cycles, DC-13

The information provided in this documentation contains general descriptions and/or technical characteristics of the performance of the products contained herein. This documentation is not intended as a substitute for and is not to be used for determining suitability or reliability of these products for specific user applications. It is the duty of any such user or integrator to perform the appropriate and complete risk analysis, evaluation and testing of the products with respect to the relevant specific application or use thereof. Neither Schneider Electric Industries SAS nor any of its affiliates or subsidiaries shall be responsible or liable for misuse of the information contained herein.

Environment

Ambient Air Temperature for Storage	-40...158 °F (-40...70 °C)
Ambient air temperature for operation	14...131 °F (-10...55 °C)
IP degree of protection	IP65 IEC 60529
Standards	JIS C8201-5-1 EN 60947-5-1 GB 14048.5 EN 60947-5-5 CSA C22.2 No 14 UL 508 JIS C8201-1
Product Certifications	TÜV UR CCC
Vibration resistance	+/- 0.7 mm 10...500 Hz)
Shock resistance	500 m/s ² mechanical durability




Ordering and shipping details

Category	22459 - PUSHBUTTONS, 16MM
Discount Schedule	CS2
GTIN	3606480597688
Nbr. of units in pkg.	1
Package weight(Lbs)	0.98 oz (27.9 g)
Returnability	No
Country of origin	CN

Packing Units

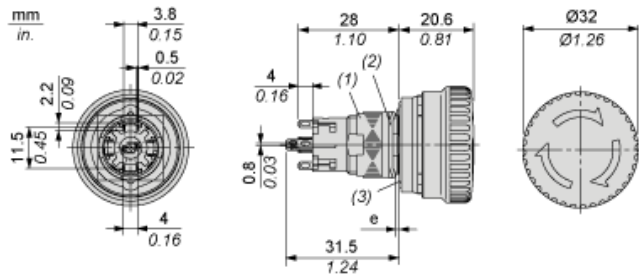
Unit Type of Package 1	PCE
Package 1 Height	2.60 in (6.6 cm)
Package 1 width	1.69 in (4.3 cm)
Package 1 Length	1.69 in (4.3 cm)
Unit Type of Package 2	BAG
Number of Units in Package 2	5
Package 2 Weight	4.16 oz (118 g)
Package 2 Height	1.57 in (4 cm)
Package 2 width	4.33 in (11 cm)
Package 2 Length	7.87 in (20 cm)
Unit Type of Package 3	S01
Number of Units in Package 3	30
Package 3 Weight	33.37 oz (946 g)
Package 3 Height	5.91 in (15 cm)
Package 3 width	5.91 in (15 cm)
Package 3 Length	15.75 in (40 cm)

Offer Sustainability

Sustainable offer status	Green Premium product
California proposition 65	WARNING: This product can expose you to chemicals including: Nickel compounds, which is known to the State of California to cause cancer, and Di-isodecyl phthalate (DIDP), which is known to the State of California to cause birth defects or other reproductive harm. For more information go to www.P65Warnings.ca.gov
REACH Regulation	 REACH Declaration
REACH free of SVHC	Yes
EU RoHS Directive	Pro-active compliance (Product out of EU RoHS legal scope)  EU RoHS Declaration
Mercury free	Yes
RoHS exemption information	 Yes

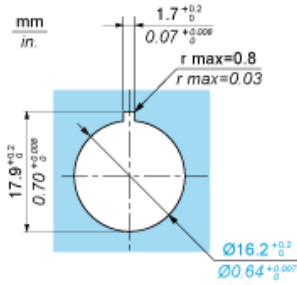
China RoHS Regulation	China RoHS Declaration
Environmental Disclosure	Product Environmental Profile
Circularity Profile	End Of Life Information
WEEE	The product must be disposed on European Union markets following specific waste collection and never end up in rubbish bins.

Emergency Stop Illuminated Pushbutton

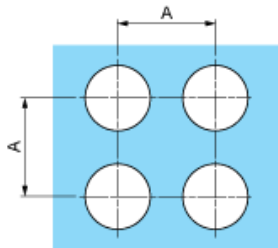


- e : panel thickness 0.5 to 6 mm / 0.01 to 0.23 in.
(1) Nut
(2) Anti-rotation plate (thickness: 0.6 mm / 0.02 in.)
(3) Seal (thickness: 0.5 mm / 0.01 in.)

Panel Cut-out



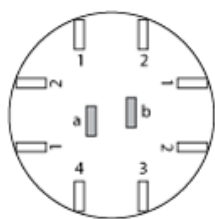
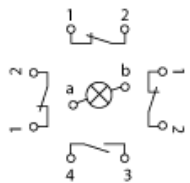
Minimum Clearance for Emergency Stop Pushbutton



A : 41 mm / 1.61

Wiring Diagram

Emergency Stop Illuminated Pushbutton Switches



- Terminals 1-2 : NO contact terminals
- Terminals 3-4 : NO contact terminals
- Terminals a-b : illuminated terminals