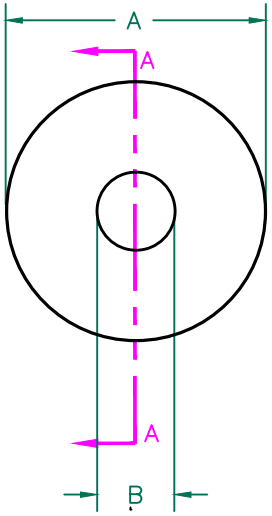

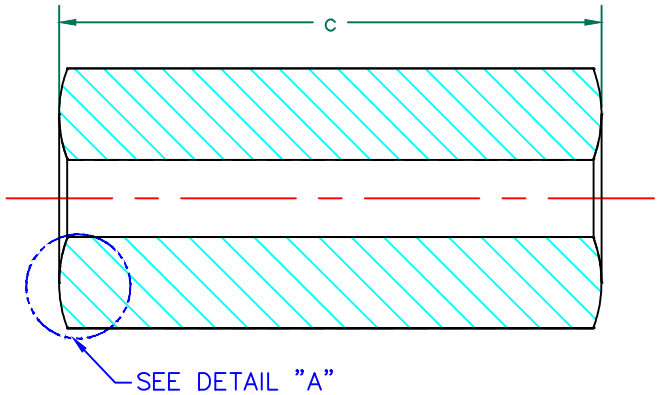

SECTION A–A

IMPEDANCE (Z)			
Frequency	25 MHz	100 MHz	300 MHz
Nominal (REF)	194 Ω	355 Ω	484 Ω
Minimum	- Ω	284 Ω	- Ω

Z vs. FREQUENCY
(REF. ONLY)

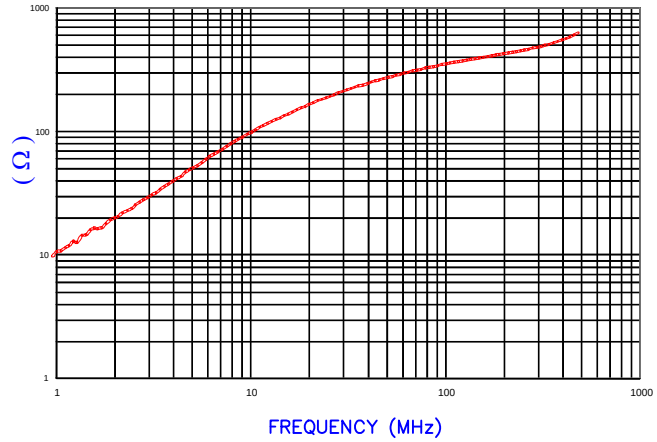

AGILENT E4991A Impedance/Material Analyzer
HP 16092A-Test Fixture, REF # 3859

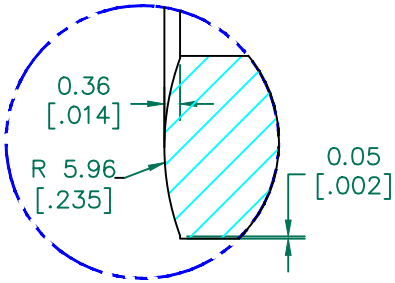

DETAIL "A"
SCALE 6:1

RoHS

SCALE DRAWING

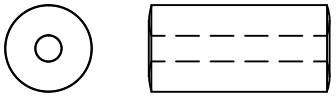

28B0473–200

NOTES: UNLESS OTHERWISE SPECIFIED

1. COSMETIC SPECIFICATION REFER TO WI–QA–038.

FERRITE CORE DIMENSIONS (SPEC): mm [Inches]

A	12.00 [.472]	±	0.23 [.009]]
B	3.55 [.140]	±	0.13 [.005]
C	25.00 [.984]	±	0.51 [.020]

WEIGHT/1000 12.62 kgs [27.82 Lbs]

DIMENSIONS ARE IN MM [INCHES].

REV	DESCRIPTION	DATE	INT
E	UPDATE THE LOGO	05/13/15	QIU
D	UPDATE Z SPEC & COMPANY LOGO	07/16/12	Jcai
C	UPDATE MIN Z SPEC & COMPANY LOGO	05/30/07	JRK
B	UPDATE MIN Z SPEC @100 MHZ	09/26/06	JRK
A	ORIGINAL DRAFT	02/03/04	JRK

This print is the property of Laird Tech. and is loaned in confidence subject to return upon request and with the understanding that no copies shall be made without the written consent of Laird Tech. All rights to design or invention are reserved.

Laird

PROJECT/PART NUMBER: 28B0473–200	REV E	PART TYPE: FERRITE CORE	DRAWN BY: JRK
DATE: 02/03/04	SCALE: 3:1	MATERIAL: FERRITE	
CAD # 28B0473–200–E	TOOL # B0473		