

# AXL F PWM2 1H - Special function module



1007352

<https://www.phoenixcontact.com/us/products/1007352>

Please be informed that the data shown in this PDF document is generated from our Online Catalog. Please find the complete data in the user documentation. Our General Terms of Use for Downloads are valid.



Axioline F, Function module, Pulse width modulation, transmission speed in the local bus: 100 Mbps, degree of protection: IP20, including bus base module and Axioline F connectors

## Product Description

The module is designed for use within an Axioline F station. Two channels that operate independently of one another offer the option of pulse width modulation (PWM) for the output signals. The module supports PWM, pulse generator, and push-pull output operating modes.

## Your advantages

- 2 independent channels
- Output of 5 V or 24 V signals
- Push-pull output
- Nominal current per output: 500 mA (at 24 V DC), 10 mA (at 5 V DC)
- Frequency output (0 Hz ... 65535 Hz)
- Frequency resolution can be configured using the divider (1 Hz, 0.1 Hz, 0.01 Hz)
- Pulse width resolution can be configured using the divider (1 ms, 0.1 ms, 0.01 ms)
- Configurable pulse duty factor (0 % ... 100 %)
- Device rating plate stored

## Commercial Data

Item number	1007352
Packing unit	1 pc
Minimum order quantity	1 pc
Sales Key	DR02
Product Key	DRI264
Catalog Page	Page 90 (C-6-2019)
GTIN	4055626478869
Weight per Piece (including packing)	171.06 g
Weight per Piece (excluding packing)	171.06 g
Customs tariff number	85389091
Country of origin	DE

# AXL F PWM2 1H - Special function module

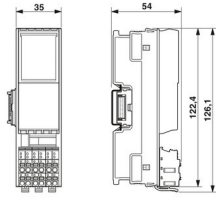


1007352

<https://www.phoenixcontact.com/us/products/1007352>

## Technical Data

### Dimensions

Dimensional drawing	
Width	35 mm
Height	126.1 mm
Depth	54 mm
Note on dimensions	The depth applies when a TH 35-7.5 DIN rail is used (in accordance with EN 60715).

### Material specifications

Color	traffic grey A RAL 7042
-------	-------------------------

### Interfaces

#### Axioline F local bus

Number of interfaces	2
Connection method	Bus base module
Transmission speed	100 Mbps

### System properties

#### Module

Input address area	0 Byte
Output address area	8 Byte
Required parameter data	1 Byte
Required configuration data	6 Byte

### Output data

#### Signal

Output name	PWM outputs
Operating mode	PWM, pulse generator, push-pull output
Connection method	Push-in connection
Connection technology	2-conductor
Number of outputs	2
Frequency range	0 Hz ... 65535 Hz
Pulse duty factor	0 % ... 100 %
Nominal output voltage	24 V ( $U_O - 1.1$ V) 5 V DC

# AXL F PWM2 1H - Special function module



1007352

<https://www.phoenixcontact.com/us/products/1007352>

Nominal current $I_N$	max. 500 mA (at 24 V DC)
	max. 10 mA (at 5 V DC)
Nominal load, ohmic	max. 12 W (at 24 V DC nominal voltage)
	max. 50 mW (at 5 V DC nominal voltage)
Nominal load, inductive	max. 12 VA (at 24 V DC nominal voltage)
	max. 50 mVA (at 5 V DC nominal voltage)
Nominal load, lamp	max. 6 W (at nominal voltage)
Short-circuit-proof	yes
Short-circuit current	typ. 2.2 A (for approx. 1.2 $\mu$ s, auto-retry after approx. 40 $\mu$ s, 24 V output)
	typ. 24 mA (5 V output)
Transient surge protection	yes

## Product properties

Type	block modular
Product type	I/O component
Product family	Axioline F
Mounting position	any (no temperature derating)
Scope of delivery	including bus base module and Axioline F connectors

## Insulation characteristics

Overvoltage category	II (IEC 60664-1, EN 60664-1)
Pollution degree	2 (IEC 60664-1, EN 60664-1)

## Electrical properties

### Potentials: Axioline F local bus supply ( $U_{Bus}$ )

Supply voltage	5 V DC (via bus base module)
Current draw	max. 150 mA
Power consumption	max. 0.75 W

### Potentials: Supply voltage input $U_O$

Supply voltage	24 V DC
Supply voltage range	19.2 V DC ... 30 V DC including all tolerances, including ripple
Current draw	max. 1.1 A
Power consumption	max. 33 W (of which 1.3 W internal losses)
Protective circuit	Surge protection; electronic (35 V, 0.5 s)
	Reverse polarity protection; parallel diode; with external 1 A fuse (for start-up only)

## Connection data

### Connection technology

Connection name	Axioline F connector
Note on the connection method	Please observe the information provided on conductor cross sections in the "Axioline F: system and installation" user manual.

### Conductor connection

# AXL F PWM2 1H - Special function module



1007352

<https://www.phoenixcontact.com/us/products/1007352>

Connection method	Push-in connection
Conductor cross section rigid	0.2 mm <sup>2</sup> ... 1.5 mm <sup>2</sup>
Conductor cross section flexible	0.2 mm <sup>2</sup> ... 1.5 mm <sup>2</sup>
Conductor cross section AWG	24 ... 16
Stripping length	8 mm

## Axioline F connector

Connection method	Push-in connection
Note on the connection method	Please observe the information provided on conductor cross sections in the "Axioline F: system and installation" user manual.
Conductor cross section, rigid	0.2 mm <sup>2</sup> ... 1.5 mm <sup>2</sup>
Conductor cross section, flexible	0.2 mm <sup>2</sup> ... 1.5 mm <sup>2</sup>
Conductor cross section AWG	24 ... 16
Stripping length	8 mm

## Environmental and real-life conditions

### Ambient conditions

Ambient temperature (operation)	-25 °C ... 60 °C
Degree of protection	IP20
Air pressure (operation)	70 kPa ... 106 kPa (up to 3000 m above sea level)
Air pressure (storage/transport)	70 kPa ... 106 kPa (up to 3000 m above sea level)
Ambient temperature (storage/transport)	-40 °C ... 85 °C
Permissible humidity (operation)	5 % ... 95 % (non-condensing)
Permissible humidity (storage/transport)	5 % ... 95 % (non-condensing)

## Standards and regulations

Protection class	III (IEC 61140, EN 61140, VDE 0140-1)
------------------	---------------------------------------

## Mounting

Mounting type	DIN rail mounting
Mounting position	any (no temperature derating)

# AXL F PWM2 1H - Special function module

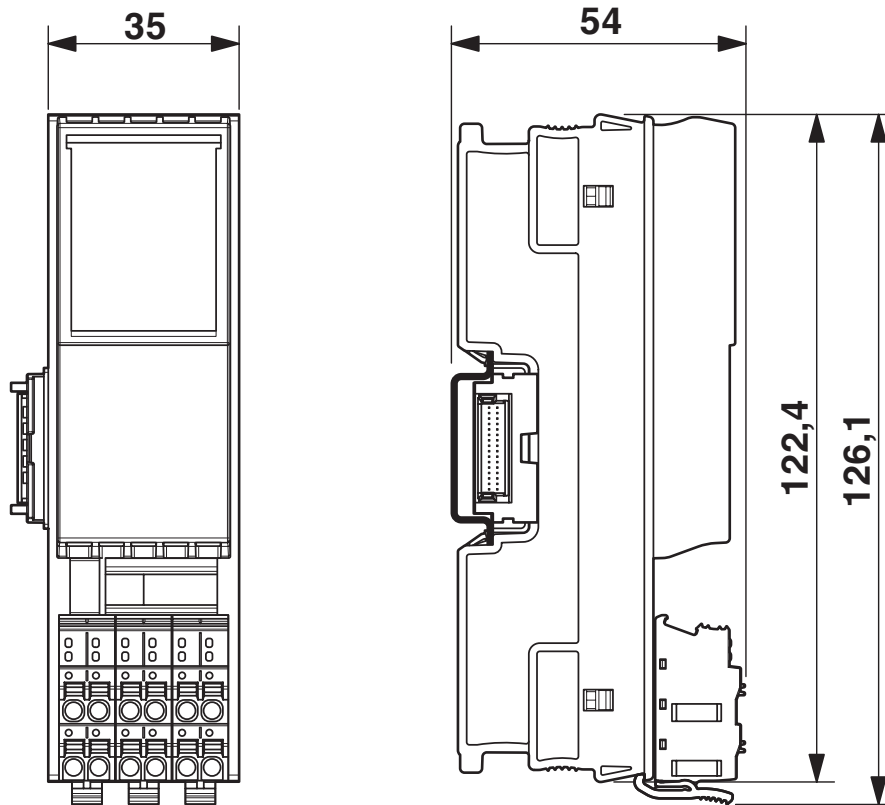
1007352

<https://www.phoenixcontact.com/us/products/1007352>



## Drawings

Dimensional drawing

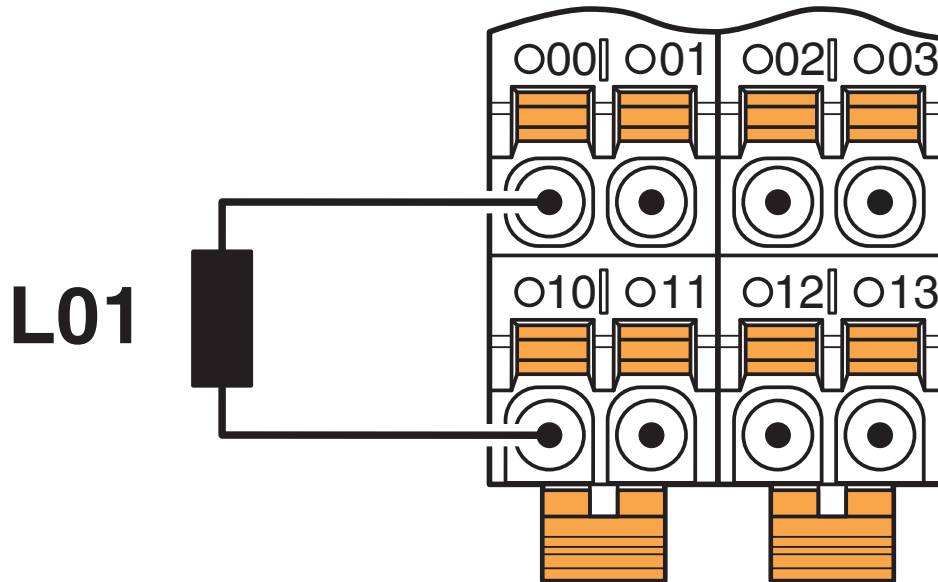


# AXL F PWM2 1H - Special function module

1007352

<https://www.phoenixcontact.com/us/products/1007352>

Connection diagram



Connection example

# AXL F PWM2 1H - Special function module



1007352

<https://www.phoenixcontact.com/us/products/1007352>

## Approvals



**UL Listed**

Approval ID: FILE E 238705



**cUL Listed**

Approval ID: FILE E 238705

# AXL F PWM2 1H - Special function module



1007352

<https://www.phoenixcontact.com/us/products/1007352>

## Classifications

### ECLASS

ECLASS-11.0	27242605
ECLASS-12.0	27242605
ECLASS-13.0	27242605

### ETIM

ETIM 8.0	EC001601
----------	----------

### UNSPSC

UNSPSC 21.0	32151600
-------------	----------



# AXL F PWM2 1H - Special function module



1007352

<https://www.phoenixcontact.com/us/products/1007352>

## Environmental Product Compliance

REACH SVHC	Lead 7439-92-1
China RoHS	Environmentally Friendly Use Period = 50 years
	For information on hazardous substances, refer to the manufacturer's declaration available under "Downloads"

# AXL F PWM2 1H - Special function module

1007352

<https://www.phoenixcontact.com/us/products/1007352>



## Accessories

### AXL F BS H - Bus connector

2700992

<https://www.phoenixcontact.com/us/products/2700992>

Axioline F bus base module for housing type H



---

### AXL SHIELD SET - Shield connection

2700518

<https://www.phoenixcontact.com/us/products/2700518>

Axioline shield connection set (contains 2 shield bus holders and 2 SK 5 shield connection clamps)



# AXL F PWM2 1H - Special function module

1007352

<https://www.phoenixcontact.com/us/products/1007352>

## ZB 20,3 AXL UNPRINTED - Zack marker strip

0829579

<https://www.phoenixcontact.com/us/products/0829579>



Zack marker strip for Axioline F (device labeling), in 2 x 20.3 mm pitch, unprinted, 25-section, for individual labeling with B-STIFT 0.8, X-PEN, or CMS-P1-PLOTTER

---

## ZBF 10/5,8 AXL UNPRINTED - Zack Marker strip, flat

0829580

<https://www.phoenixcontact.com/us/products/0829580>



Zack Marker strip, flat, Strip, white, unlabeled, can be labeled with: PLOTMARK, CMS-P1-PLOTTER, mounting type: snapped, for terminal block width: 10.15 mm, lettering field size: 4 x 10, 15 x 5 mm, 1 x 5.8 x 5 mm, Number of individual labels: 50

# AXL F PWM2 1H - Special function module



1007352

<https://www.phoenixcontact.com/us/products/1007352>

## EMT (35X28)R - Insert label

0801602

<https://www.phoenixcontact.com/us/products/0801602>



Insert label, for marking the Axioline F series from Phoenix Contact, Roll, white, unlabeled, can be labeled with: THERMOMARK E.300 (D)/600 (D), THERMOMARK ROLL 2.0, THERMOMARK ROLL, THERMOMARK ROLL X1, THERMOMARK ROLLMaster 300/600, THERMOMARK X1.2, mounting type: insert, lettering field size: 35 x 28 mm, Number of individual labels: 500

---

Phoenix Contact 2023 © - all rights reserved

<https://www.phoenixcontact.com>

Phoenix Contact USA  
586 Fulling Mill Road  
Middletown, PA 17057, United States  
(+717) 944-1300  
[info@phoenixcon.com](mailto:info@phoenixcon.com)