

## FEATURES

- Compact size and energy dense
- Higher voltage
- Quick charge and discharge
- UL recognized RoHS & Reach compliant
- Molex 87439-0200

## APPLICATIONS

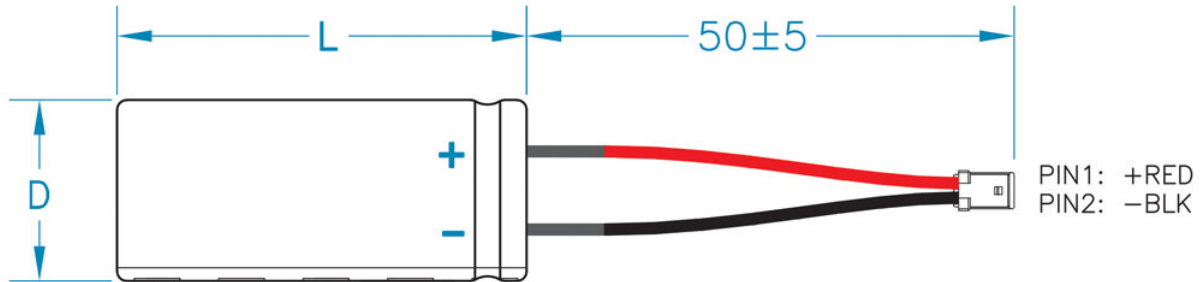
- Pulse power demand
- Ride thru power support
- Back up power
- Stand alone or augment existing energy/power source

















## GENERAL SPECIFICATIONS

Item	Performance
Operating temperature	-15°C to +70°C @ 3.8V -15°C to +85°C @ 3.5V
Storage temperature	-25°C to +70°C
Capacitance range	10F to 450F
Capacitance tolerance	+/-20%
Rated voltage	3.8 VDC / 3.5 VDC
Minimum rated voltage	2.2 VDC
Surge voltage	4.2 VDC
Temperature characteristics	Capacitance change: Within ±50% of initial measured value at +25°C (-15°C to +70°C) Internal resistance: Within ±800% of initial measured value at +25°C (at -15°C)
Endurance (At rated voltage & max. operating temp)	After 1000 hours: Capacitance change: ±30% of initial rated value Internal resistance: Within 2 times of initial specified value
Projected cycle life	After 500,000 cycles: From 3.8V to 2.5V at 25°C Capacitance change: Within ±30 % of initial rated value Internal resistance: Within 2 times of initial specified value
Shelf life	After 1000 hours storage, at 70°C without load, the capacitor shall meet the specified endurance limits.

#### DIMENSIONS



#### STANDARD PRODUCTS

Part Number	UL	Nom. Cap. (F)	ESR AC (mΩ) (1 KHz)	ESR DC Typical (mΩ)	Leakage Current (mA)	Dimensions (mm)		Rated Current (A)	Max Current (A)	Weight/Unit (grams)
						D	L			
PBLC-3R8/10MA2		10	510	1510	0.001	8	14	0.05	0.5	2.34
PBLC-3R8/20MA2		20	310	550	0.001	10	16	0.15	2.2	2.54
PBLC-3R8/25MA2		25	280	520	0.001	10	16	0.15	2.3	2.64
PBLC-3R8/25MA28		25	310	660	0.001	8	20	0.13	0.8	2.64
PBLC-3R8/30MA2		30	270	510	0.001	10	16	0.15	2.4	2.74
PBLC-3R8/30MA28		30	260	710	0.001	8	25	0.15	0.9	2.74
PBLC-3R8/40MA2		40	250	460	0.002	10	20	0.3	2.7	3.24
PBLC-3R8/50MA2		50	245	455	0.002	10	20	0.3	2.8	3.44
PBLC-3R8/60MA2		60	120	255	0.002	10	25	0.35	3	4.04
PBLC-3R8/70MA2		70	115	250	0.002	10	25	0.35	3	4.24
PBLC-3R8/100MA2		100	100	220	0.003	12.5	25	0.6	3	5.84
PBLC-3R8/120MA2		120	95	210	0.003	12.5	25	0.6	3	6.04
PBLC-3R8/150MA2		150	90	205	0.005	12.5	25	0.6	3	6.64
PBLC-3R8/200MA2		200	80	110	0.005	16	25	1.1	3	10.04
PBLC-3R8/220MA2		220	75	105	0.005	16	25	1.1	3	10.44
PBLC-3R8/270MA2		270	65	100	0.013	18	40	2.25	3	14.24
PBLC-3R8/350MA2		350	60	100	0.013	18	40	2.25	3	16.44
PBLC-3R8/450MA2		450	60	100	0.013	18	40	2.25	3	18.44