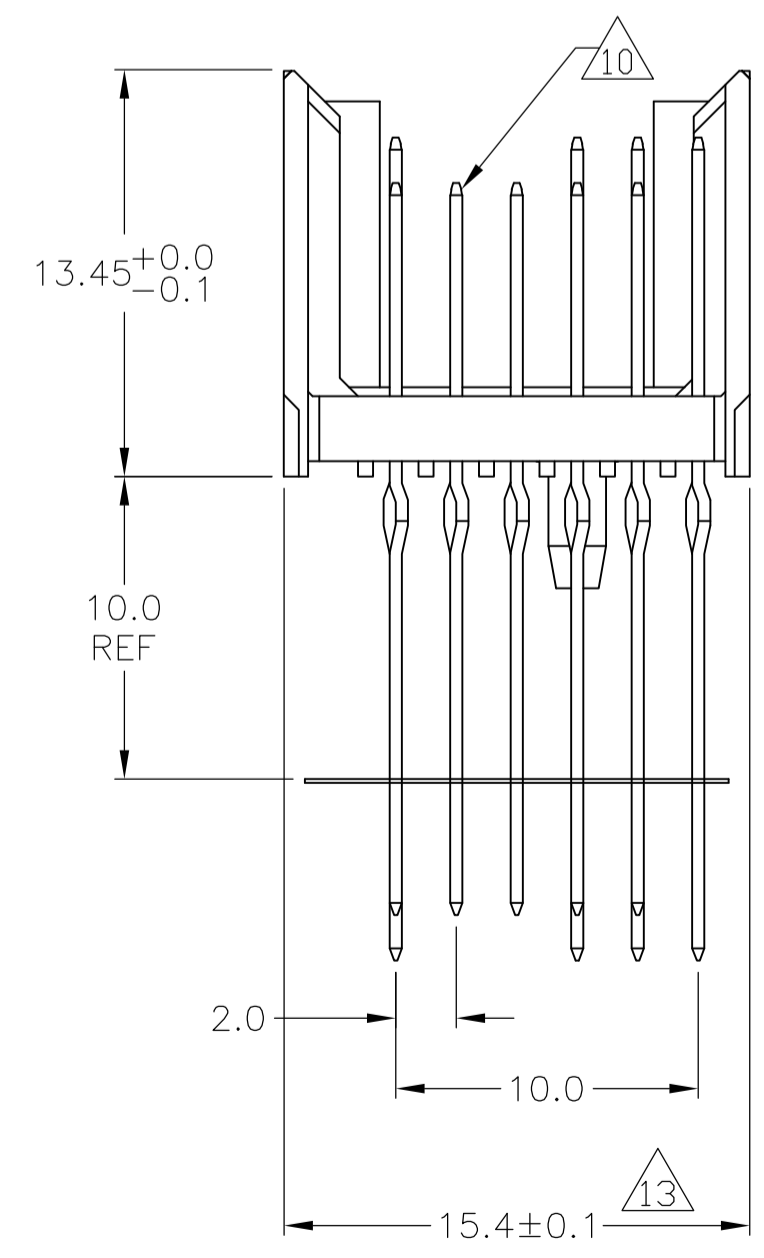
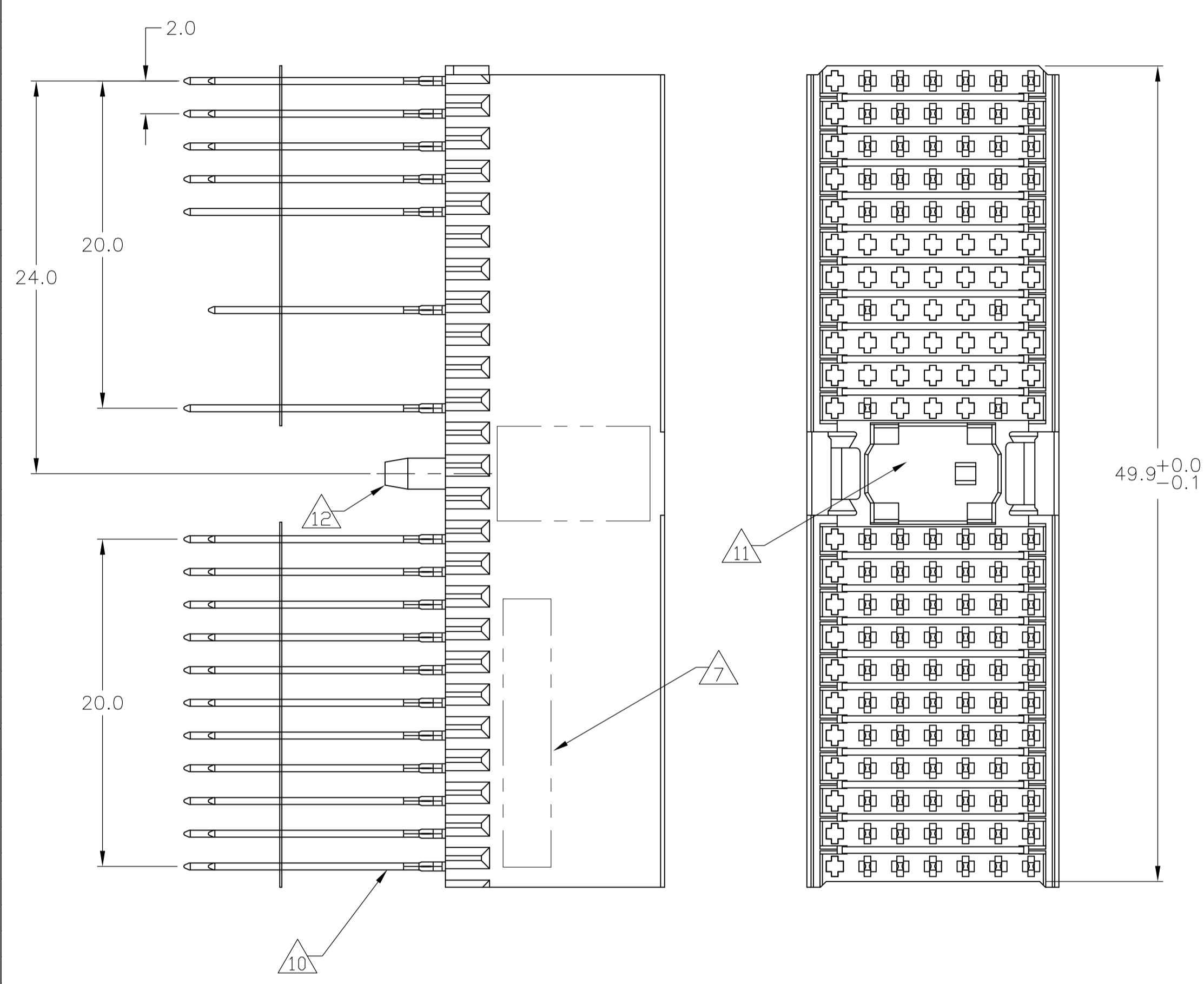
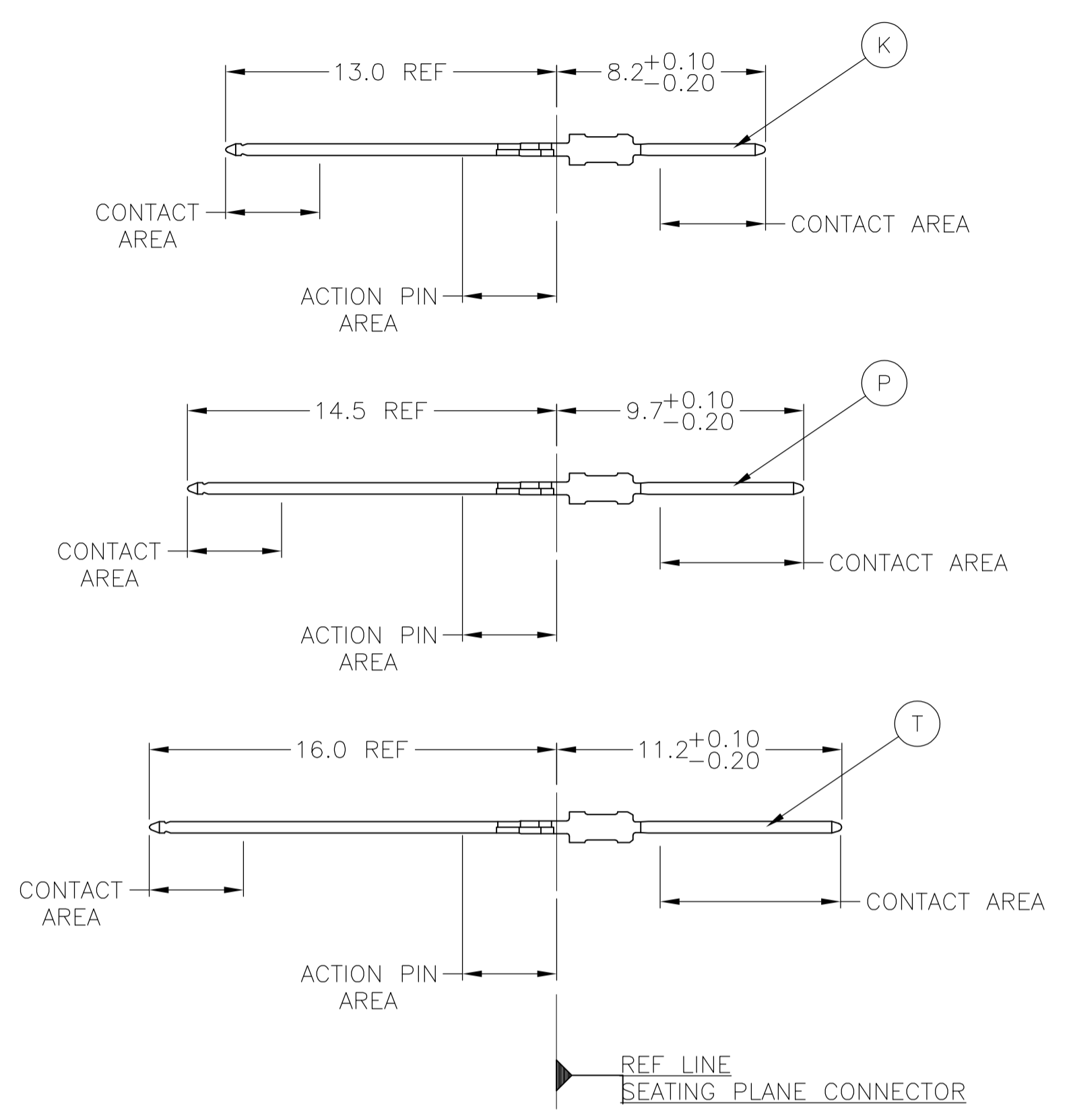


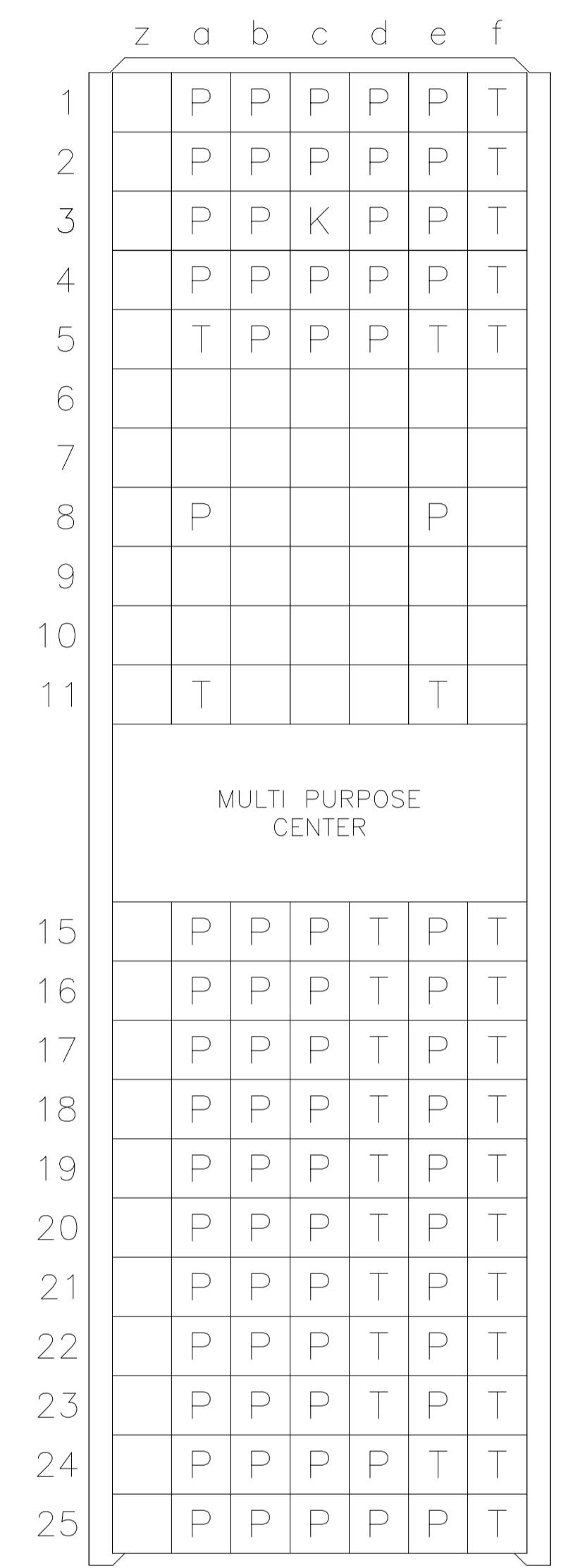
CONNECTOR ASSEMBLY EXAMPLARY LOADED



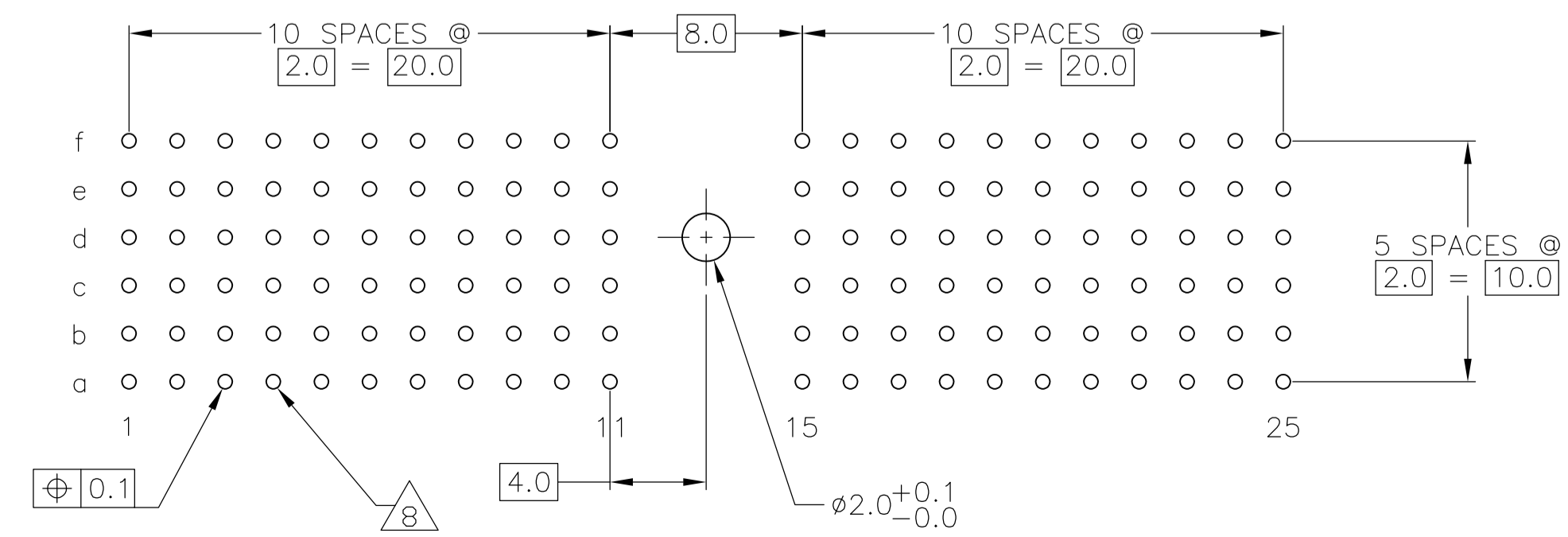
CONTACT DIMENSIONS SCALE 5:1



CONTACT LAYOUT



RECOMMENDED PCB-HOLE LAYOUT COMPONENT SIDE SHOWN



PLATED THRU HOLES PARAMETERS REFERENCE APPLICATION SPECIFICATION

THIS DRAWING IS A CONTROLLED DOCUMENT.		DIN B CARBO 27JUL05	5352522-1	
DIMENSIONS: mm		CHK G SKIPPER 27JUL05	FINISH PART NUMBER	
TOLERANCES UNLESS OTHERWISE SPECIFIED:		APVO G SKIPPER 27JUL05	TE Connectivity	
0. PLC ± -	1. PLC ± 0.1	NAME	MALE ASSEMBLY, Z-PACK 2mm HM, TYPE A	
2. PLC ± -	3. PLC ± -	PRODUCT SPEC	108-19082	
4. PLC ± -	ANGLES ± -	APPLICATION SPEC	114-19029	
MATERIAL	FINISH	WEIGHT	SIZE	CAGE CODE
1	SEE TABLE	—	A1	00779
CUSTOMER DRAWING		SCALE 4:1	SHEET 1 OF 2	REV 02

- 1 MATERIAL:
CONTACT: PHOSPHOR BRONZE.
HOUSING: GLASS-FILLED POLYESTER.
- 2 GENERAL PLATING SPECIFICATION: UNDERPLATING
(ENTIRE CONTACT): 1.27µm MIN NICKEL AND ACTION
PIN: 0.5µm MIN TIN.
FOR PLATING OF MATING SURFACES SEE APPLICABLE
SPECIFICATION REFERENCE FOR EACH DASH NUMBER.
- 3 CONFORMS TO ALL TESTING ACCORDING TO IEC 61076-4-101
PERFORMANCE LEVEL 2.
- 4 CONFORMS TO ALL TESTING ACCORDING TO IEC 61076-4-101
PERFORMANCE LEVEL 1.
- 5 CONNECTOR TESTED AND QUALIFIED AGAINST TELCORDIA GR-1217-CORE QUALITY LEVEL 3,
CENTRAL OFFICE APPLICATIONS.
- 6 CONNECTOR TESTED AND QUALIFIED AGAINST TELCORDIA GR-1217-CORE QUALITY LEVEL 3,
UNCONTROLLED ENVIROMENT APPLICATIONS.
- 7 CONNECTOR MARKED WITH PART NUMBER AND DATE CODE.
ADDITIONAL CHARACTERS OR MARKINGS, AS WELL AS THE LOCATION OF THE MARKINGS,
MAY BE ADDED FOR TRACEABILITY BASED UPON MANUFACTURERS DISCRETION.
- 8 PLATED-THROUGH HOLES AT 2x2mm SQUARE GRID
PATTERN DEFINED BY CONTACT LAYOUT.
- 9 FOR ACTUAL PIN LOADING SEE "CONTACT LAYOUT".
- 10 FOR ACTUAL PIN DIMENSIONS SEE "CONTACT DIMENSIONS".
- 11 AREA RESERVED FOR KEYING PART (BASIC P/N 100525)
- 12 POLARIZATION FEATURE.
- 13 TO BE MEASURED AT BOTTOM OF SHROUD.
- 14 CONNECTOR LUBRICATED WITH BELCORE APPROVED LUBRICANT,
TECHNICAL REFERENCE: TR-NWT-001217 ISSUE 1, SEP 1992.

THIS DRAWING IS A CONTROLLED DOCUMENT.		DRN B. CARBO	27JUL05		
		CHK G. SKIPPER	27JUL05		
DIMENSIONS: mm		TOLERANCES UNLESS OTHERWISE SPECIFIED:		NAME	
		0. PLC	± -	PRODUCT SPEC	
		1. PLC	± 0.1	108-19082	
		2. PLC	± -	APPLICATION SPEC	
		3. PLC	± -	114-19029	
MATERIAL SEE SHEET 1		FINISH SEE SHEET 1		SIZE	CAGE CODE
				A1	00779
				DRAWING NO	
				C=5352522	
				RESTRICTED TO	
				-	
				CUSTOMER DRAWING	
				SCALE	4:1
				SHEET	2 OF 2
				REV	02