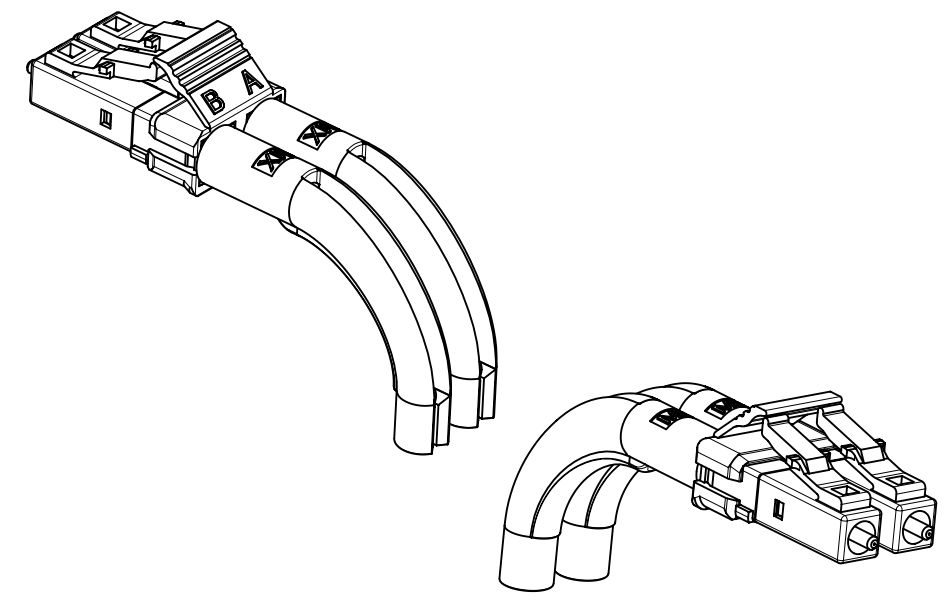
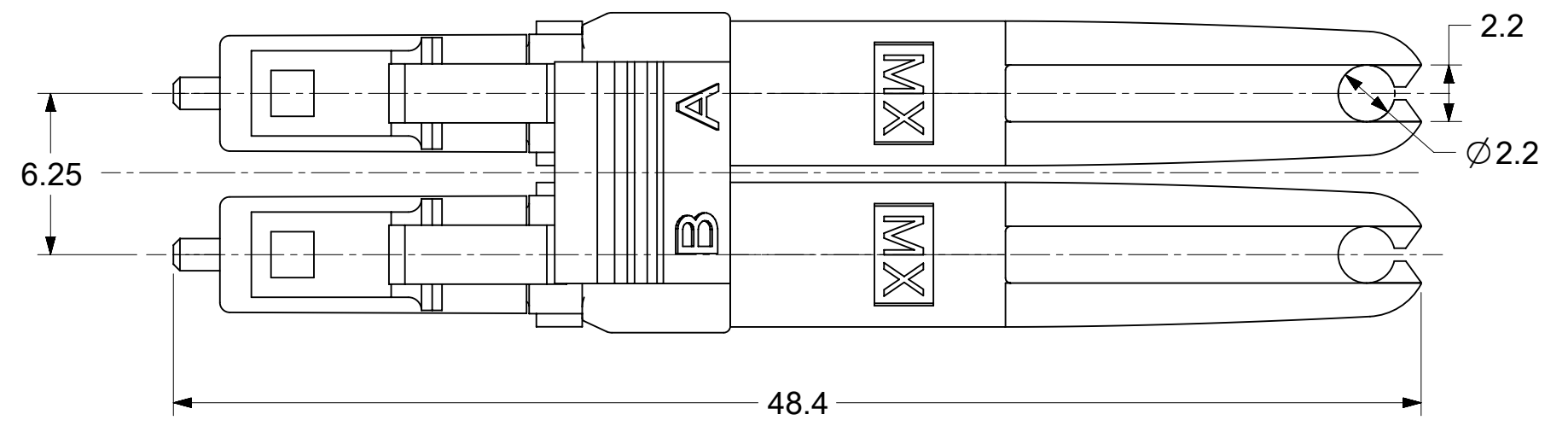
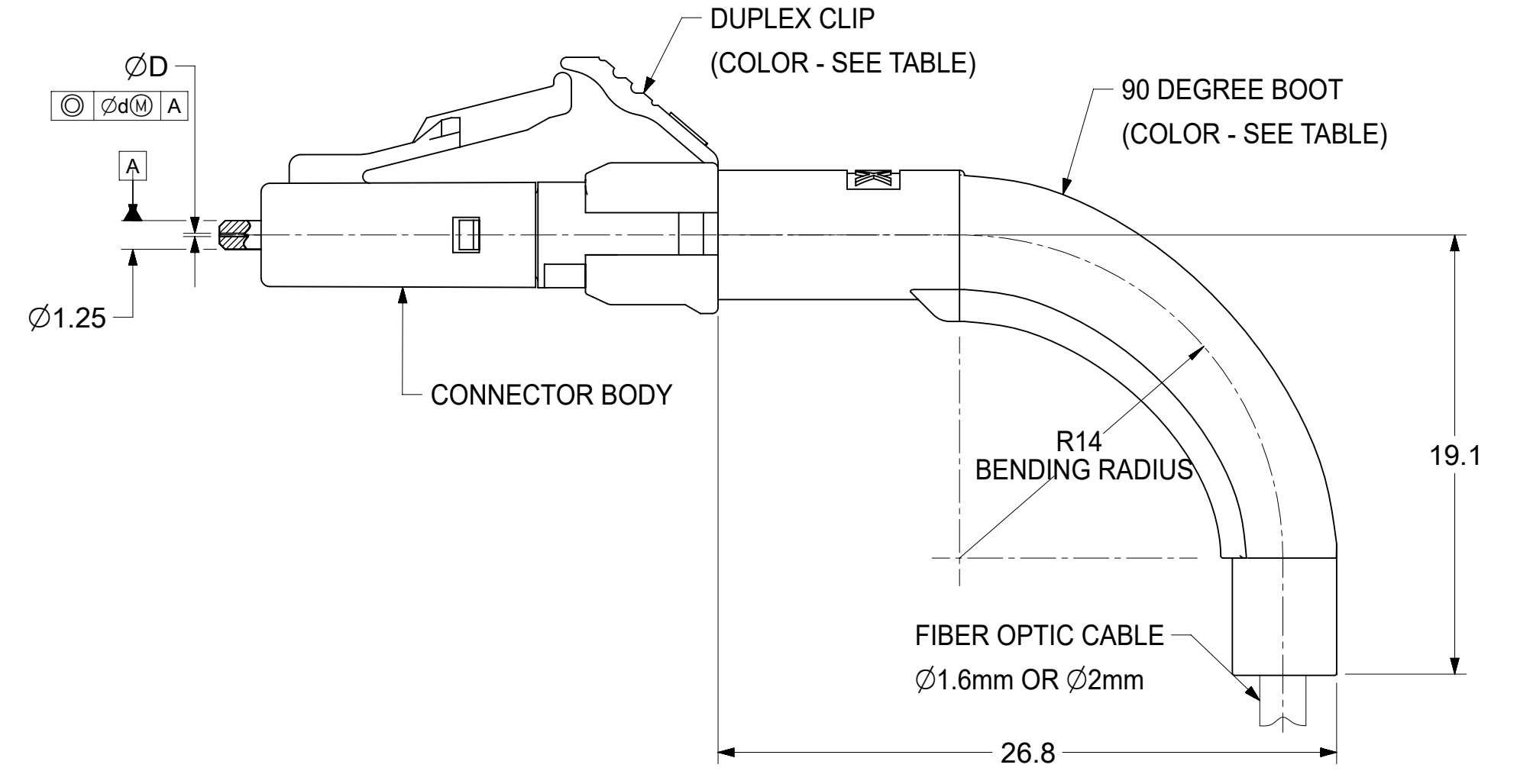
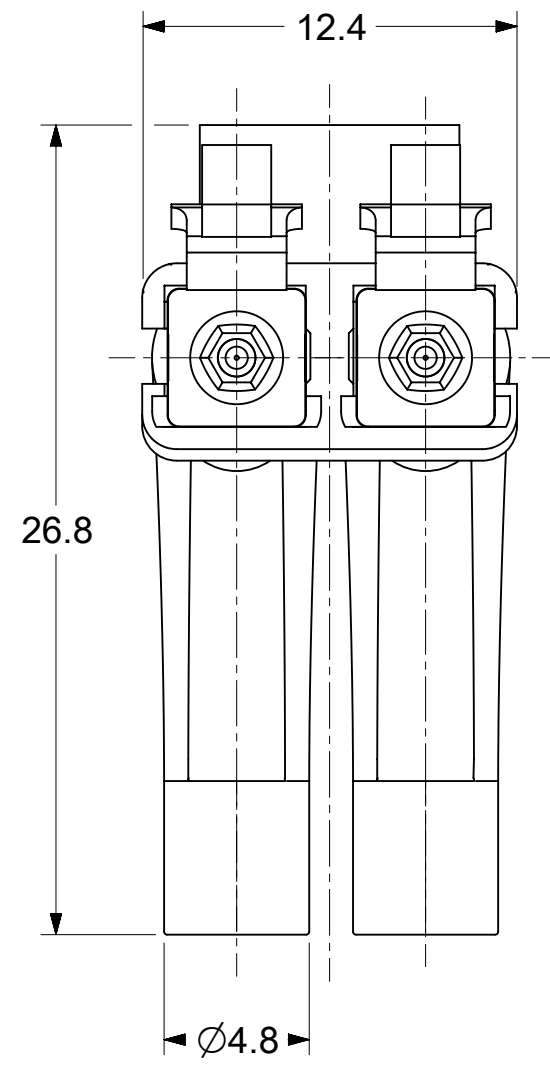


| CONNECTOR P/N | CONNECTOR TYPE | FERRULE HOLE $\phi D(\mu m)$ | FERRULE HOLE CONCENTRICITY $\phi d(\mu m)$ | HOUSING COLOR | BOOT COLOR | LOGO VERSION |
|---------------|----------------|------------------------------|--------------------------------------------|---------------|------------|--------------|
| 1060257420 | SINGLE MODE | 125.5 | 1.0 | BLUE | WHITE | MOLEX LOGO |
| 1060257451 | | | | | BLUE | |
| 1060257452 | | | | | BEIGE | |
| 1060257453 | | | | | YELLOW | |
| 1060257454 | | | | | WHITE | |
| 1060257455 | | | | | RED | |
| 1060257456 | | GREEN | | | NO LOGO | |
| 1060257457 | | BLUE | | | | |
| 1060257458 | | BEIGE | | | | |
| 1060257459 | | YELLOW | | | | |
| 1060257460 | | WHITE | | | | |
| 1060257461 | | RED | | | | |
| 1060257462 | | GREEN | | | | |
| 1060257470 | | MUTIMODE | | | | 127.0 |
| 1060257471 | WHITE | | | | | |



ISOMETRIC VIEWS
SCALE 1.5:1



- NOTES:
1. ALL DIMENSIONS ARE FOR REFERENCE ONLY.
 2. TUBING P/N 86024-2012 MUST BE SHORTENED AFTER FILLING THE EPOXY ACCORDING TO THE TERMINATION PROCEDURE P/N PS-86028-2000
 3. DUST CAPS ARE NOT SHOWN.
 4. DUPLEX CLIP AND BOOT(90DEGREE) SHOULD BE ASSEMBLED AFTER POLISH OPERATION.

| | | | | | | | | | |
|-----------------------------------------------------------------------------------------------------------------------------------------------|--|------------------------|--|-------------------------------|--|----------|--|---------------------------------------------------------------|--|
| THIS DRAWING CONTAINS INFORMATION THAT IS PROPRIETARY TO MOLEX ELECTRONIC TECHNOLOGIES, LLC AND SHOULD NOT BE USED WITHOUT WRITTEN PERMISSION | | | | | | | | | |
| DIMENSION UNITS | | SCALE | | CURRENT REV DESC: | | | | molex | |
| mm | | 5:1 | | | | | | | |
| GENERAL TOLERANCES (UNLESS SPECIFIED) | | | | EC NO: 695254 | | | | LC DUPLEX CONNECTOR, 90 DEG. TIGHT BEND BOOT, 1.6&2.0MM CABLE | |
| ANGULAR TOL ± 0.5° | | | | DRWN: JHUANG18 2022/01/20 | | | | | |
| 4 PLACES ± | | | | CHK'D: IGUMIN 2022/04/29 | | | | PRODUCT CUSTOMER DRAWING | |
| 3 PLACES ± | | | | APPR: IGUMIN 2022/04/29 | | | | | |
| 2 PLACES ± | | | | INITIAL REVISION: | | | | DOCUMENT NUMBER | |
| 1 PLACE ± | | | | DRWN: DBALTRUKONIS 2006/10/30 | | | | | |
| 0 PLACES ± | | | | APPR: IGUMIN 2006/10/31 | | | | SD-106025-74XX | |
| DRAFT WHERE APPLICABLE MUST REMAIN WITHIN DIMENSIONS | | THIRD ANGLE PROJECTION | | DRAWING | | SERIES | | MATERIAL NUMBER | |
| | | | | C-SIZE | | 106025 | | SEE TABLE | |
| | | | | GENERAL MARKET | | CUSTOMER | | SHEET NUMBER | |
| | | | | | | | | 1 OF 1 | |