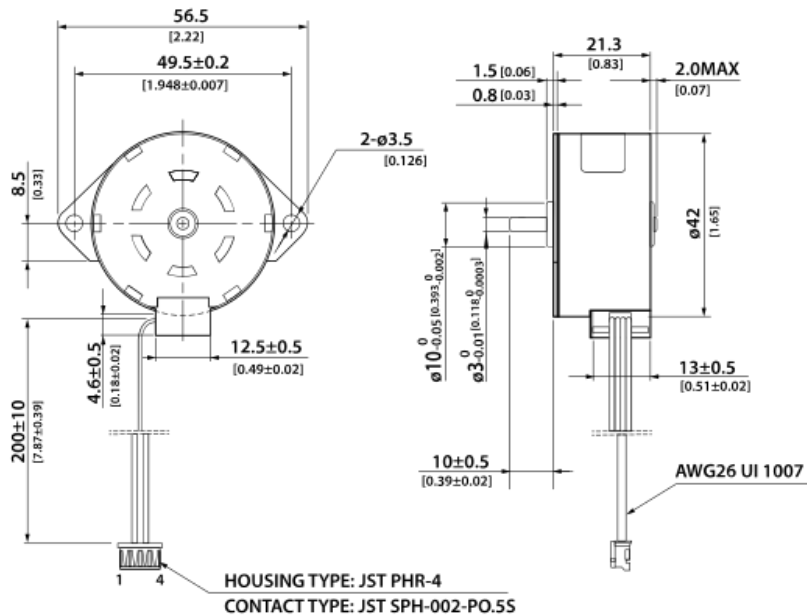


MOTOR SPECIFICATIONS



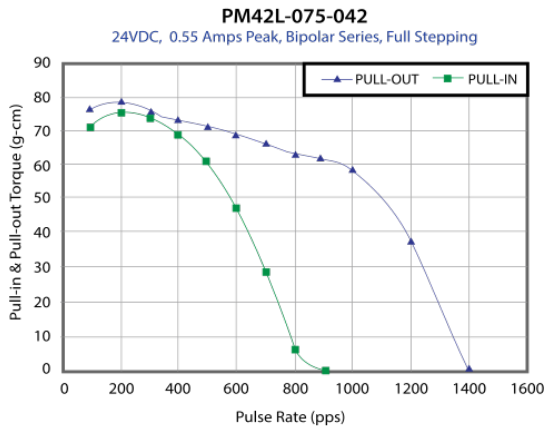
Part Number	PM42L-075-042
Rate Voltage	24
Constant Current	0.55A/Phase
Phase Number	2
Step Angle	7.5°
Excitation Method	Bipolar Full-Step
Insulation Class	Class B
Resistance per Phase	7Ω ± 10%
Inductance per Phase A/B	11.8± 20%
Holding Torque	950g-cm Min
Detent Torque	140 g-cm Max
Insulation Resistance	100MΩ min.

DIMENSIONS



CONNECTOR PIN LOCATION						
PIN NO.	COLOR	CCW ← → CW (Seen from flange side)				PHASE
1	BLACK	ON		ON	ON	A
2	BROWN		ON	ON		\bar{A}
3	ORANGE	ON	ON		ON	B
4	YELLOW			ON	ON	\bar{B}

PERFORMANCE CURVE




OPERATING CONDITIONS

Operating Temperature	-20C - +50C
Operating Humidity	15 - 85% RH
Storage Temperature	-30C - +70
Storage Humidity	15 - 85% RH


MECHANICAL SPECIFICATIONS

Radial Shaft Loading	7.5N Max
Axial Shaft Loading	1N Max
Radial Shaft Play	0.05 mm Max
Axial Shaft Play	0.6 mm Max
Mass	Approximate 120g
Rotor Inertia	Approximate 11.57 g-cm ²


OPERATION & USAGE TIPS



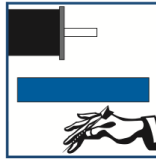
Do not disassemble motors; a significant reduction in motor performance will occur.




Do not machine shafts; this will have a negative effect on shaft run out and perpendicularity.



Do not disconnect motor from drive while in operation.



Do not use holding torque/detent torque of motor as a fail safe brake.



Do not hold motor by lead wires.



Do not exceed the rated current; this will burn the motor.

FAILURE TO COMPLY WITH THESE RECOMMENDATIONS WILL VOID ALL WARRANTY TERMS

RECOMMENDED



Microstepping Driver
R208



Single Axis Controller + Driver
R256-RO

Motion Control, **Solved.**

MOTOR ENGINEERING & MANUFACTURING



Optimized
For Your
Application



Quick
Prototype
Turnaround



Small Batch
to OEM Volume
Production



US Based
Support &
Manufacturing