




APPLICABLE STANDARD		IEC 61169-32						
RATING	OPERATING TEMPERATURE RANGE	-55°C TO +125°C(95%RH MAX)		STORAGE TEMPERATURE RANGE	-55°C TO +85°C(95%RH MAX)			
	POWER	_____ W		CHARACTERISTIC IMPEDANCE	50Ω (0 TO 65 GHz)			
	PECULIARITY	_____		APPLICABLE CABLE	_____			
SPECIFICATIONS								
ITEM		TEST METHOD		REQUIREMENTS		QT	AT	
CONSTRUCTION								
GENERAL EXAMINATION		VISUALLY AND BY MEASURING INSTRUMENT.		ACCORDING TO DRAWING.		X	X	
MARKING		CONFIRMED VISUALLY.				X	X	
ELECTRIC CHARACTERISTICS								
CONTACT RESISTANCE		100 mA MAX (DC OR 1000 Hz).		CENTER CONTACT	4 mΩ MAX.	X	X	
				OUTER CONTACT	2 mΩ MAX.	X	X	
INSULATION RESISTANCE		100 V DC.		1000 MΩ MIN.		X	X	
VOLTAGE PROOF		200 V AC FOR 1 min.CURRENT LEAKAGE 2mA MAX.		NO FLASHOVER OR BREAKDOWN.		X	X	
VOLTAGE STANDING WAVE RATIO		FREQUENCY 0 TO 65 GHz.		※VSWR 1.5 MAX. (0 TO 65GHz)		X	X	
INSERTION LOSS		FREQUENCY TO GHz		dB MAX.		-	-	
MECHANICAL CHARACTERISTICS								
CONTACT INSERTION AND EXTRACTION FORCES		EXTRACTION GAUGE: $\phi 0.495_{-0.005}^0$ [mm] STEEL GAUGE.		INSERTION FORCE		N MAX.	-	-
				EXTRACTION FORCE		0.05 ~ 2 N MIN.	X	X
INSERTION AND WITHDRAWAL FORCES		MEASURED BY APPLICABLE CONNECTOR.		INSERTION FORCE		N MAX.	-	-
				EXTRACTION FORCE		N MIN.	-	-
MECHANICAL OPERATION		500 TIMES INSERTIONS AND EXTRACTIONS.		1) CONTACT RESISTANCE: CENTER CONTACT 6 mΩMAX. OUTER CONTACT 4 mΩMAX. 2) NO DAMAGE, CRACK AND LOOSENESS OF PARTS.		X	-	
VIBRATION		FREQUENCY 10 TO 2000 Hz SINGLE AMPLITUDE 0.75 mm, 196 m/s ² AT 10 CYCLES FOR 3 DIRECTIONS.		1) NO ELECTRICAL DISCONTINUITY OF 1 μs. 2) NO DAMAGE, CRACK AND LOOSENESS OF PARTS.		X	-	
SHOCK		980 m/s ² DIRECTIONS OF PULSE 6 ms AT 3 TIMES FOR 3 DIRECTIONS.				X	-	
ENVIRONMENTAL CHARACTERISTICS								
DAMP HEAT,CYCLIC		EXPOSED AT -10 TO +65 °C, 90~96 % TOTAL 10 CYCLES (240 h) 		1) INSULATION RESISTANCE: 100 MΩ MIN. (AT HIGH HUMIDITY) 2) INSULATION RESISTANCE: 1000 MΩ MIN. (AT DRY) 3) NO DAMAGE, CRACK AND LOOSENESS OF PARTS.		X	-	
RAPID CHANGE OF TEMPERATURE		TEMPERATURE -55 → -- → +125 → -- °C TIME 30 → 3 → 30 → 3 min. UNDER 5 CYCLES.		NO DAMAGE, CRACK AND LOOSENESS OF PARTS.		X	-	
CORROSION SALT MIST		EXPOSED IN 5 % SALT WATER SPRAY FOR 48 h.		VSWR CHARACTERISTIC SHALL BE MET.		X	-	
	COUNT	DESCRIPTION OF REVISIONS		DESIGNED	CHECKED	DATE		
	1	DIS-D-00004506		AH. MARUYAMA	NK. NINOMIYA	20191030		
REMARK				APPROVED	NK. NINOMIYA	20191008		
※VSWR is evaluated by de-embedded PCB trace.				CHECKED	NK. NINOMIYA	20191008		
UNLESS OTHERWISE SPECIFIED, REFER TO IEC 60512.				DESIGNED	AH. MARUYAMA	20191008		
				DRAWN	AH. MARUYAMA	20191008		
Note QT:Qualification Test AT:Assurance Test X:Applicable Test				DRAWING NO.		ELC-384075-12-00		
	SPECIFICATION SHEET			PART NO.	HV-LR-SR2 (12)			
	HIROSE ELECTRIC CO., LTD.			CODE NO.	CL338-0018-0-12		1/1	