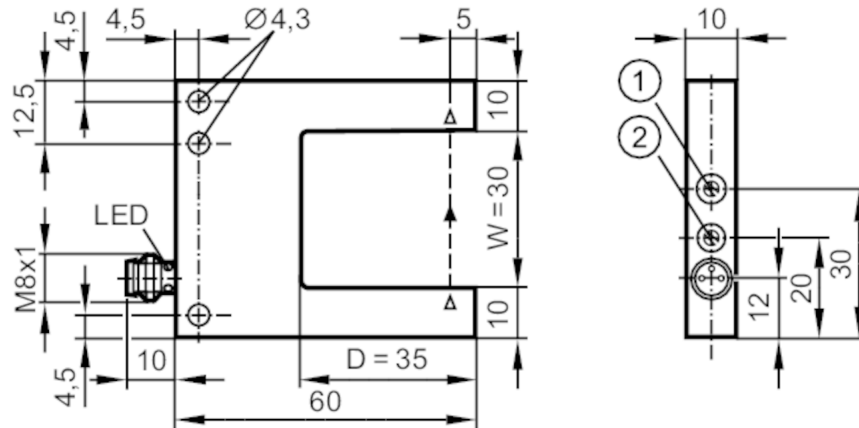


# OPU700



## Photoelectric fork sensor

OPULFPKG/IO-Link/AS



- 1 potentiometer sensitivity  
2 output function switch



### Product characteristics

Type of light	red light
Laser protection class	1

### Application

Function principle	Through-beam sensor
--------------------	---------------------

### Electrical data

Operating voltage	[V]	10...30 DC; ("supply class 2" to cULus)
Insulation rating	[V]	500
Current consumption	[mA]	< 30
Protection class		III
Reverse polarity protection		yes
Max. power-on delay time	[ms]	150
Type of light		red light
Wave length	[nm]	655

### Outputs

Electrical design		PNP/NPN; (parameterisable)
Output function		light-on/dark-on mode; (selectable)
Max. voltage drop switching output DC	[V]	1
Permanent current rating of switching output DC	[mA]	100
Switching frequency DC	[Hz]	5000
Short-circuit protection		yes
Type of short-circuit protection		pulsed
Overload protection		yes

# OPU700



## Photoelectric fork sensor

OPULFPKG/IO-Link/AS

Detection zone		
Diameter of the smallest detectable object	[mm]	0.05
Accuracy / deviations		
Repeatability	[mm]	0.01
Interfaces		
Communication interface	IO-Link	
Transmission type	COM2 (38,4 kBaud)	
IO-Link revision	1.1	
SDCI standard	IEC 61131-9	
Profiles	Smart Sensor: Device Identification; Device Diagnosis; Teach Channel; Switching Channel; Process Data Variable	
SIO mode	yes	
Required master port type	A	
Min. process cycle time	[ms]	3.2
IO-Link process data (cyclical)	function	bit length
	process value	16
	device status	4
	binary switching information	1
IO-Link functions (acyclical)	application specific tag; operating hours counter; switching cycles counter; Min./Max. Signalspeicher; Operating mode	
Supported DeviceIDs	Type of operation	DeviceID
	Default	1209
Note	For further information please see the IODD PDF file under "Downloads"	
Operating conditions		
Ambient temperature	[°C]	-25...60
Protection	IP 67	
Tests / approvals		
EMC	DIN EN 61000-4-2 ESD	4 kV CD / 8 kV AD
	DIN EN 61000-4-3 HF radiated	10 V/m
	DIN EN 61000-4-4 Burst	2 kV
	DIN EN 61000-4-6 HF conducted	10 V
Vibration resistance	DIN EN 55011	Class A
	EN 60068-2-6 Fc	(10-55) Hz 1 mm amplitude, oscillation period 5 min., 30 min. per axis at resonance or 55 Hz
Shock resistance	EN 60068-2-27 Ea	30 g 11 ms half-sine; 3 shocks each in every direction of the 3 coordinate axes
Laser protection class	1	
Notes on laser protection	Caution:	laser light
	laser class:	1
		EN / IEC60825-1:2007
		EN / IEC60825-1:2014
	Complies with 21 CFR 1040 except for deviations pursuant to Laser Notice No. 50, dated June 2007.	
MTTF	[years]	548

# OPU700



## Photoelectric fork sensor

OPULFPKG/IO-Link/AS

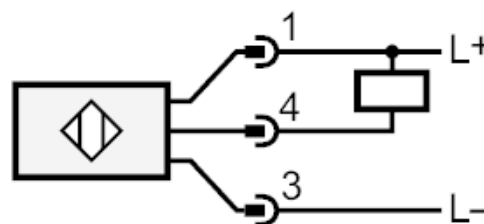
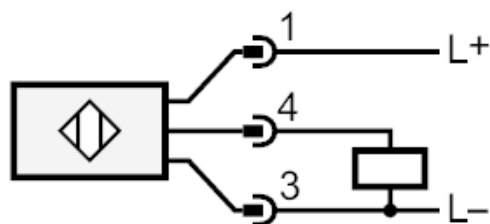
Mechanical data	
Weight [g]	81.5
Dimensions [mm]	50 x 10 x 60
Fork depth D [mm]	35
Fork width W [mm]	30
Materials	housing: diecast zinc powder-coated; lens: glass
Displays / operating elements	
Display	switching status 1 x LED, yellow
Remarks	
Pack quantity	1 pcs.

### Electrical connection

Connector: 1 x M8; coding: A



### Connection



### Other data

#### operating mode adjustable via IO-Link

	standard	High Resolution	Power	Speed
Resolution	0.05 mm	0.03 mm	0.1 mm	0.05 mm
Repeatability	0.01 mm	0.01 mm	0.015 mm	0.015 mm
Switching frequency	5000 Hz	2000 Hz	1000 Hz	10000 Hz
Repeatability	3 $\sigma$			