

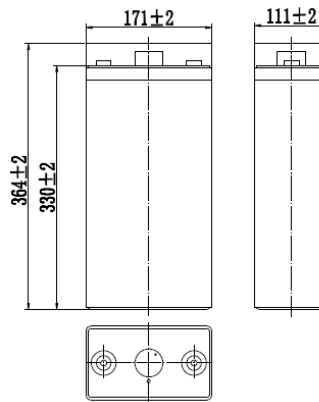
BW 22000 (2V200Ah)

SPECIFICATIONS

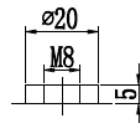
Nominal Voltage		2 V
Capacity (25°C)	10HR	200 Ah
	3HR	156 Ah
	1HR	116 Ah
Dimension	Length	171±2mm (6.72inch)
	Width	111±2mm (4.37inch)
	Height	330±2mm (12.99inch)
	Total Height	364±2mm (14.33inch)
Approx. Weight		12.8kg (28.2lbs) ± 4%
Terminal type		F12
Internal resistance (Fully charged, 25°C)		Approx. 0.9m Ω
Capacity affected by temperature (10HR)	40°C	102%
	25°C	100%
	0°C	85%
	-15°C	65%
Self-discharge (25°C)	3 month	Remaining Capacity: 91%
	6 month	Remaining Capacity: 82%
	12 month	Remaining Capacity: 65%
Nominal operating temperature		25°C ± 3°C (77°F ± 5°F)
Operating temperature range	Discharge	-15°C ~ 50°C (5°F ~ 122°F)
	Charge	-10°C ~ 50°C (14°F ~ 122°F)
	Storage	-20°C ~ 50°C (-4°F ~ 122°F)
Float charging voltage(25°C)		2.25 to 2.30V Temperature compensation: -3mV/°C
Cyclic charging voltage(25°C)		2.42 to 2.50V Temperature compensation: -5mV/°C
Maximum charging current		40A
Maximum discharge current		1400 A(5 sec.)
Designed floating life(20°C)		15~18 years



DIMENSIONS



TERMINAL



Terminal F12

CONSTRUCTION

Component	Positive plate	Negative plate	Container	Cover	Separator	Electrolyte	Safety valve	Terminal
Raw material	Lead dioxide	Lead	ABS	ABS	AGM	Sulfuric acid	Rubber	Copper

CONSTANT CURRENT DISCHARGE CHARACTERISTICS (A, 25°C)

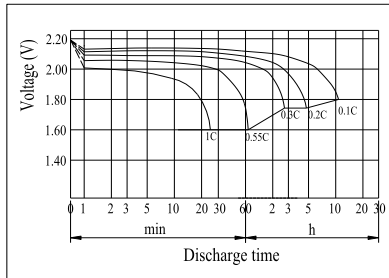
F.V/TIME	15min	30min	60min	2h	3h	4h	5h	6h	8h	10h	20h
1.60V	278	182	125	73.7	53.0	42.4	36.5	31.4	24.8	20.5	10.8
1.65V	271	178	123	73.3	52.7	42.2	36.3	31.2	24.6	20.4	10.8
1.70V	261	173	120	72.6	52.4	41.9	36.1	31.0	24.5	20.4	10.7
1.75V	252	169	118	71.5	52.0	41.6	35.8	30.8	24.3	20.2	10.7
1.80V	239	163	114	69.7	50.4	40.4	34.7	29.9	23.6	20.1	10.6

CONSTANT POWER DISCHARGE CHARACTERISTICS (WATT, 25°C)

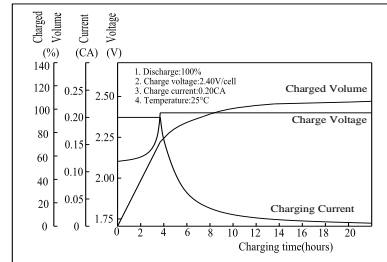
F.V/TIME	15min	30min	60min	2h	3h	4h	5h	6h	8h	10h	20h
1.60V	509	340	238	142	104	83.2	71.9	61.9	49.3	40.7	21.6
1.65V	497	334	234	141	103	82.7	71.5	61.5	49.0	40.6	21.5
1.70V	478	323	228	140	103	82.1	71.0	61.1	48.7	40.5	21.5
1.75V	462	315	223	138	102	81.5	70.5	60.7	48.4	40.3	21.3
1.80V	438	304	217	135	98.9	79.1	68.4	58.9	46.9	40.0	21.2

Note: The above characteristics data can be obtained within three charge/discharge cycles.

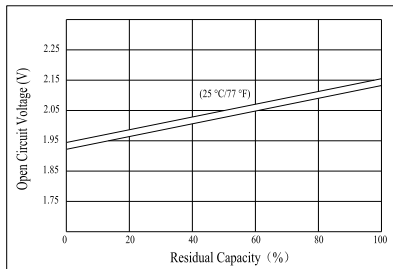
Discharge Characteristics (25°C)



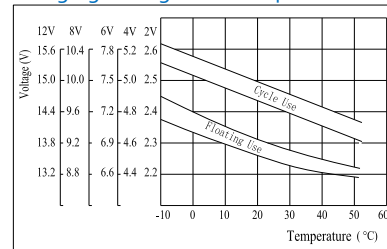
Charging Characteristics (25°C)



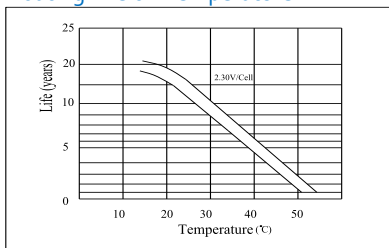
The Relationship for Open Circuit Voltage and Residual Capacity (25°C)



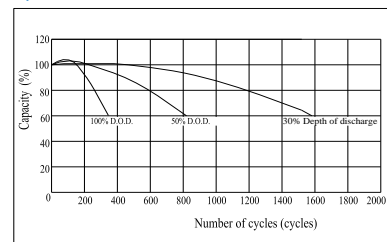
The Relationship for Charging Voltage and Temperature



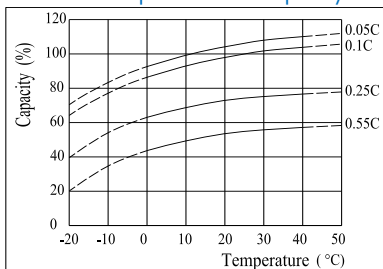
Floating Life on Temperature



Cycle Life on D.O.D (25°C)



Effect of Temperature on Capacity



Self-discharge Characteristics

