



Engineering Product Specification

C310T-SC Series

Ceramic tube, Time delay

Title : Engineering Product Specification, C310T-SC Series	Revision: F
Printed on: 4/14/2015	Page 2 of 14

Technical Specification Approvals

Functional Area	Signature(s) – See Master Printed Copy
Engineering Manager	
Product Manger	

Revision Log

Rev. #	Revision Description	ECN	Date	Author	Appr.
A	Initial Release	SE13007	2013/01/14	DC.Feng	Duren.Huang
B	Update certification information	SE13151	12/17/2013	Luffy.Ding	Duren.Huang
C	Update KC certificated information and drawing	SE14028	03/18/2014	Luffy.Ding	Duren.Huang
D	Add package code: TR2; Update I-T curve	SE14132	10/30/2014	Luffy.Ding	Duren.Huang
E	Add 8A information	SE15033	02/02/2015	Luffy.Ding	Duren.Huang
F	Update item 7.3 & 7.4	SE15053	04/14/2015	Linda.Ding	Duren.Huang

	The information contained in this document is the property of Cooper Industries, Inc. It is not for public disclosure. Possession of the information does not convey any right to loan, sell or disclose the CONFIDENTIAL information. Unauthorized reproduction or use of the information is prohibited. This document is to be returned to Cooper Industries, Inc. upon completion of the purpose for which it is loaned or upon request.				
Rev. #	Revision Description	ECN	Date	Author	Appr.
F	Update item 7.3 & 7.4	SE15053	04/14/2015	Linda.Ding	Duren.Huang

Contents

1. SCOPE	4
2. GENERAL INFORMATION	4
3. CATALOG SYMBOL AND PART NUMBERING SYSTEM	4
4. MECHANICAL SPECIFICATIONS	5
5. SOLDERING METHOD	6
6. LAND PATTERN	7
7. ELECTRICAL SPECIFICATIONS	7
8. AGENCY CERTIFICATION AND APPROVAL INFORMATION	11
9. TEMPERATURE DE-RATING CURVE	11
10. RELIABILITY TEST AND DESIGN CONSIDERATION	12
11. PACKAGE SPEC.	13
12. AGENCY CERTIFICATION AND APPROVAL INFORMATION	14
13. END	14

	The information contained in this document is the property of Cooper Industries, Inc. It is not for public disclosure. Possession of the information does not convey any right to loan, sell or disclose the CONFIDENTIAL information. Unauthorized reproduction or use of the information is prohibited. This document is to be returned to Cooper Industries, Inc. upon completion of the purpose for which it is loaned or upon request.				
Rev. #	Revision Description	ECN	Date	Author	Appr.
F	Update item 7.3 & 7.4	SE15053	04/14/2015	Linda.Ding	Duren.Huang

1. Scope

This Engineering Product Specification (EPS) is intended to provide end customers with information regarding Bussmann's RoHS compliant &Lead-Free C310T-SC fuses.

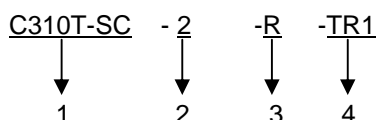
2. General Information

- Time delay
- 3.6x10mm physical size
- Ceramic tube, Nickel plated brass cap construction
- Tinned copper axial leads.
- Designed to IEC60127-3 sheet 4.
- RoHS complaint(-R code)
- Axial leaded
- One cap on each of terminal end

3. Catalog Symbol and Part Numbering System

3.1. Catalog Symbol

C310T-SC-2-R-TR1



- | | | |
|----|------------------------------|----------|
| 1) | Series Name: | C310T-SC |
| 2) | Ampere Rating: | 2 |
| 3) | RoHS Compliance Option code: | R |
| 4) | Packaging Code: | TR1 |

3.2. Part Numbering System

3.2.1. Packaging Code

Catalog	Designation
TR1	1500 pieces in a reel and 5 reels in 1 carton, with tape width 60mm
TR2	1500 pieces in a reel and 5 reels in 1 carton, with tape width 52mm

3.2.2. Electrical Characteristic

Catalog Symbol	Characteristic
C310T-SC	Time Delay

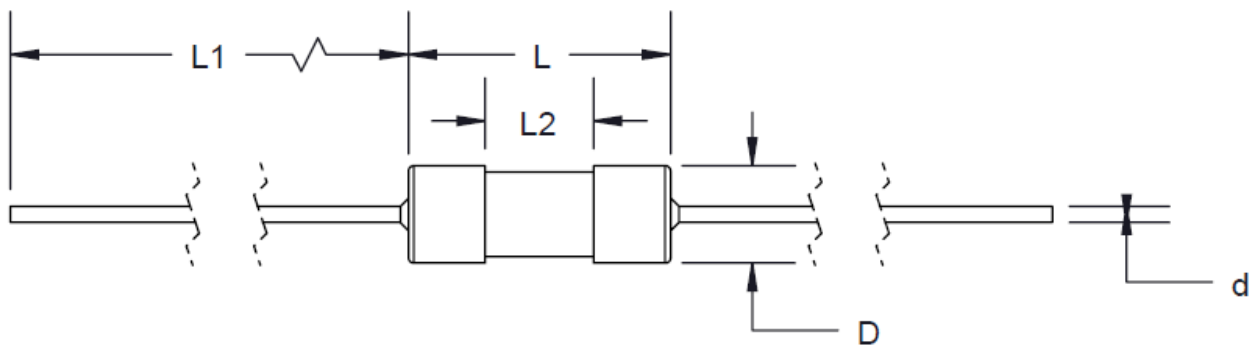
	The information contained in this document is the property of Cooper Industries, Inc. It is not for public disclosure. Possession of the information does not convey any right to loan, sell or disclose the CONFIDENTIAL information. Unauthorized reproduction or use of the information is prohibited. This document is to be returned to Cooper Industries, Inc. upon completion of the purpose for which it is loaned or upon request.				
Rev. #	Revision Description	ECN	Date	Author	Appr.
F	Update item 7.3 & 7.4	SE15053	04/14/2015	Linda.Ding	Duren.Huang

3.2.3. Ampere Rating

Catalog Symbol	Description
C310T-SC-2-R	2A fuse
C310T-SC-2.5-R	2.5A fuse
C310T-SC-3.15-R	3.15A fuse
C310T-SC-4-R	4A fuse
C310T-SC-5-R	5A fuse
C310T-SC-6.3-R	6.3A fuse
C310T-SC-8-R	8A fuse

4. MECHANICAL SPECIFICATIONS

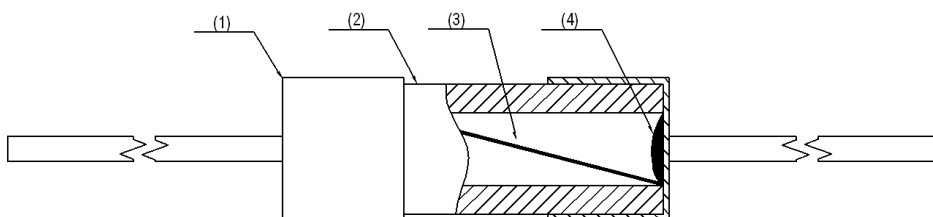
4.1. Dimension



Unit: mm

	L1	L	L2	D	d
-TR1	26+/-1	10 Max	3 Min.	3.6+/-0.2	0.6±0.05 (for 2 - 5A) 0.8±0.05 (for 6.3A)

4.2. Construction

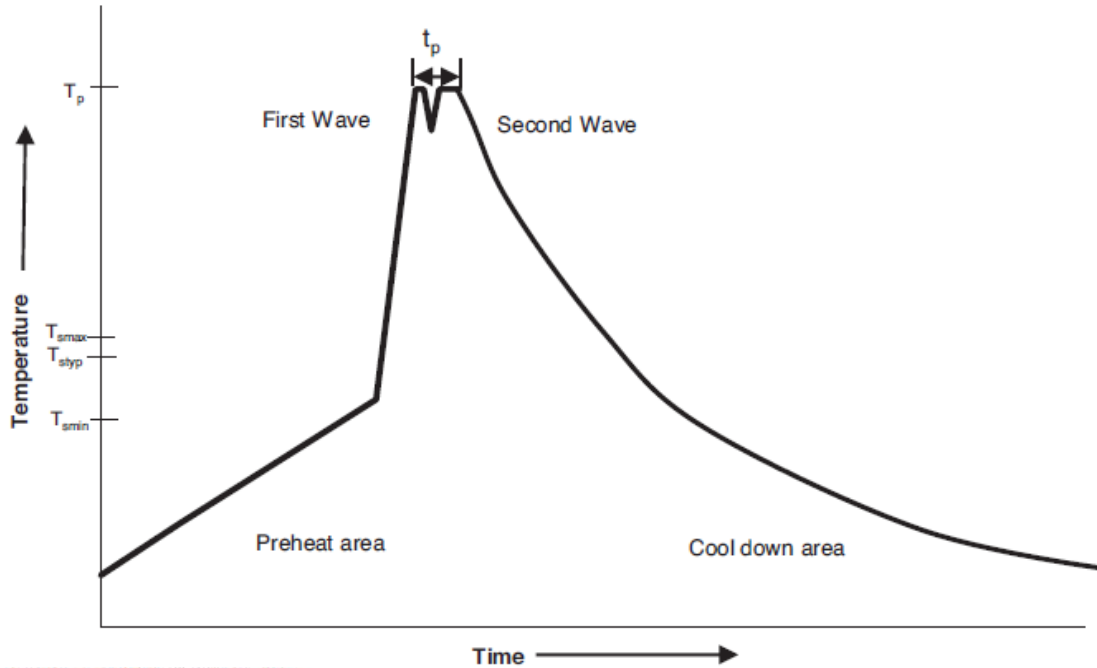


Item	1	2	3	4
Name	Lead Cap	Ceramic Body	Fuse Wire	Solder

	The information contained in this document is the property of Cooper Industries, Inc. It is not for public disclosure. Possession of the information does not convey any right to loan, sell or disclose the CONFIDENTIAL information. Unauthorized reproduction or use of the information is prohibited. This document is to be returned to Cooper Industries, Inc. upon completion of the purpose for which it is loaned or upon request.				
Rev. #	Revision Description	ECN	Date	Author	Appr.
F	Update item 7.3 & 7.4	SE15053	04/14/2015	Linda.Ding	Duren.Huang

5. Soldering Method

5.1. Wave Solder



Reference EN 61760-1:2006

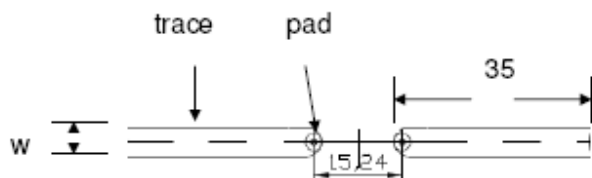
Profile Feature	Standard SnPb Solder	Lead (Pb) Free Solder
Preheat		
Temperature min. (T_{smin})	100°C	100°C
Temperature typ. (T_{styp})	120°C	120°C
Temperature max. (T_{smax})	130°C	130°C
Time (T_{smin} to T_{smax}) (t_s)	70 seconds	70 seconds
Δ preheat to max Temperature	150°C max.	150°C max.
Peak temperature (T_p)	235°C - 260°C	250°C - 260°C
Time at peak temperature (t_p)	10 seconds max 5 seconds max each wave	10 seconds max 5 seconds max each wave
Ramp-down rate	~ 2 K/s min ~3.5 K/s typ ~5 K/s max	~ 2 K/s min ~3.5 K/s typ ~5 K/s max
Time 25°C to 25°C	4 minutes	4 minutes

5.2. Manual Solder

350°C, 4-5Sec. (by Soldering Iron), generally Hand Soldering is not recommended.

	The information contained in this document is the property of Cooper Industries, Inc. It is not for public disclosure. Possession of the information does not convey any right to loan, sell or disclose the CONFIDENTIAL information. Unauthorized reproduction or use of the information is prohibited. This document is to be returned to Cooper Industries, Inc. upon completion of the purpose for which it is loaned or upon request.				
Rev. #	Revision Description	ECN	Date	Author	Appr.
F	Update item 7.3 & 7.4	SE15053	04/14/2015	Linda.Ding	Duren.Huang

6. Land Pattern



Φ1: external diameter of pad

Φ2: internal diameter of pad

W: width of trace

For ≤5A fuse: Φ1=2.54mm, Φ2=1mm, w=2.54mm. The PCB copper thickness is 35μm

For = 6.3A fuse: Φ1=2.54mm, Φ2=1mm, w=5mm. The PCB copper thickness is 70μm

7. ELECTRICAL SPECIFICATIONS

7.1. Electrical Specification.

PN	Rated Voltage AC	Typical resistance (mohm)	Maximum VD(mV)	Interrupting rating	Typical Melt I ² t (A ² sec)
C310T-SC-2-R	250V	26.5	100	35A	12.0
C310T-SC-2.5-R	250V	19.5	100	35A	18.5
C310T-SC-3.15-R	250V	14.68	100	35A	37.8
C310T-SC-4-R	250V	10.6	100	40A	58
C310T-SC-5-R	250V	7.3	100	50A	57.5
C310T-SC-6.3-R	250V	7.1	100	63A	123
C310T-SC-8-R	250V	3.7	80	80A	200

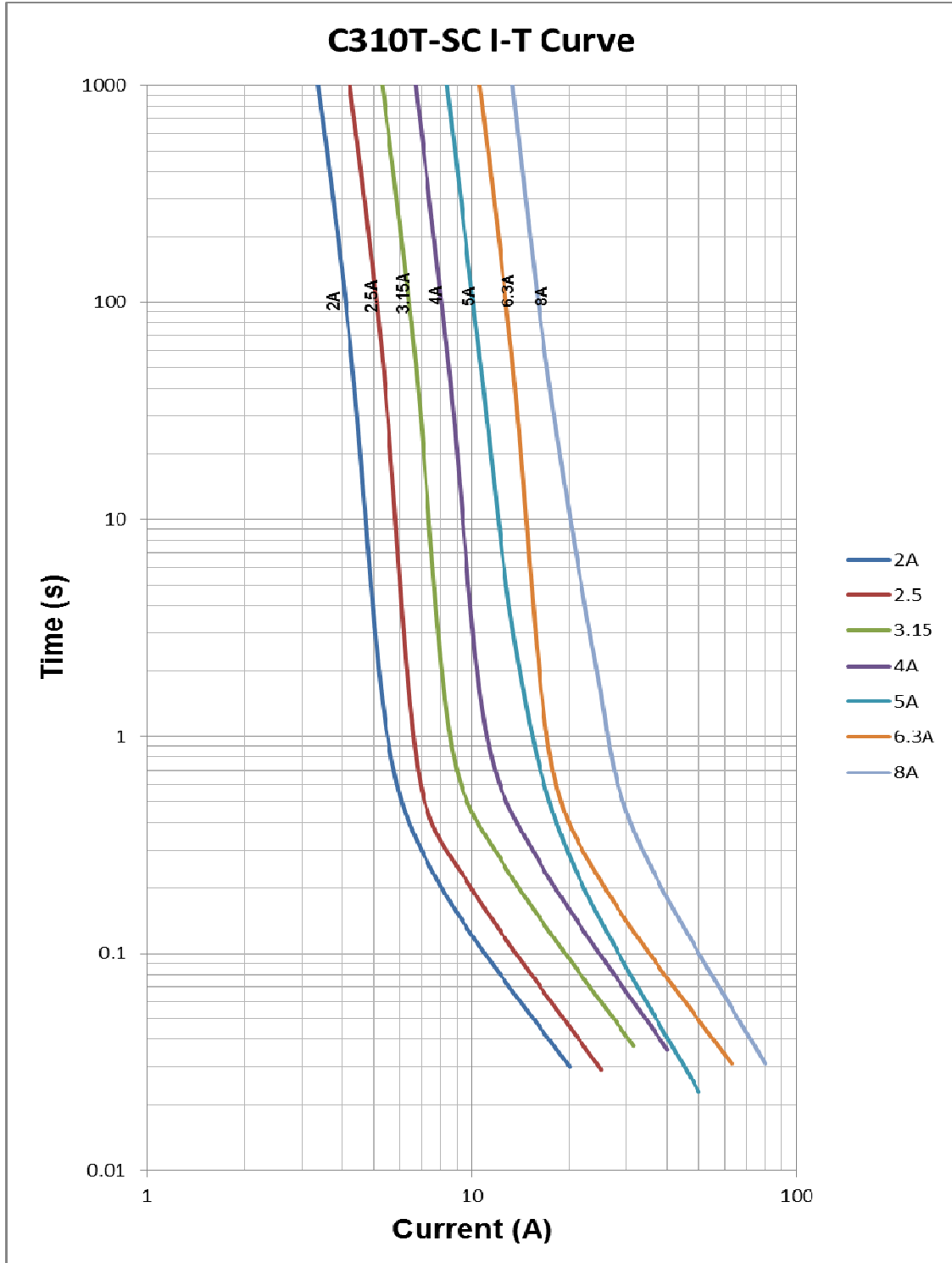
7.2. Electrical character:

Ampere rating	1.5In	2.1In	2.75n		4In		10In	
	Min	Max	Min	Max	Min	Max	Min	Max
2A~6.3A	1hour	120sec	400ms	10sec	150ms	3sec	20ms	150ms

Ampere rating	1.5In	3In		10In	
	Min	Min	Max	Min	Max
8A	1hour	400ms	10sec	20ms	150ms

The information contained in this document is the property of Cooper Industries, Inc. It is not for public disclosure. Possession of the information does not convey any right to loan, sell or disclose the CONFIDENTIAL information. Unauthorized reproduction or use of the information is prohibited. This document is to be returned to Cooper Industries, Inc. upon completion of the purpose for which it is loaned or upon request.					
Rev. #	Revision Description	ECN	Date	Author	Appr.
F	Update item 7.3 & 7.4	SE15053	04/14/2015	Linda.Ding	Duren.Huang

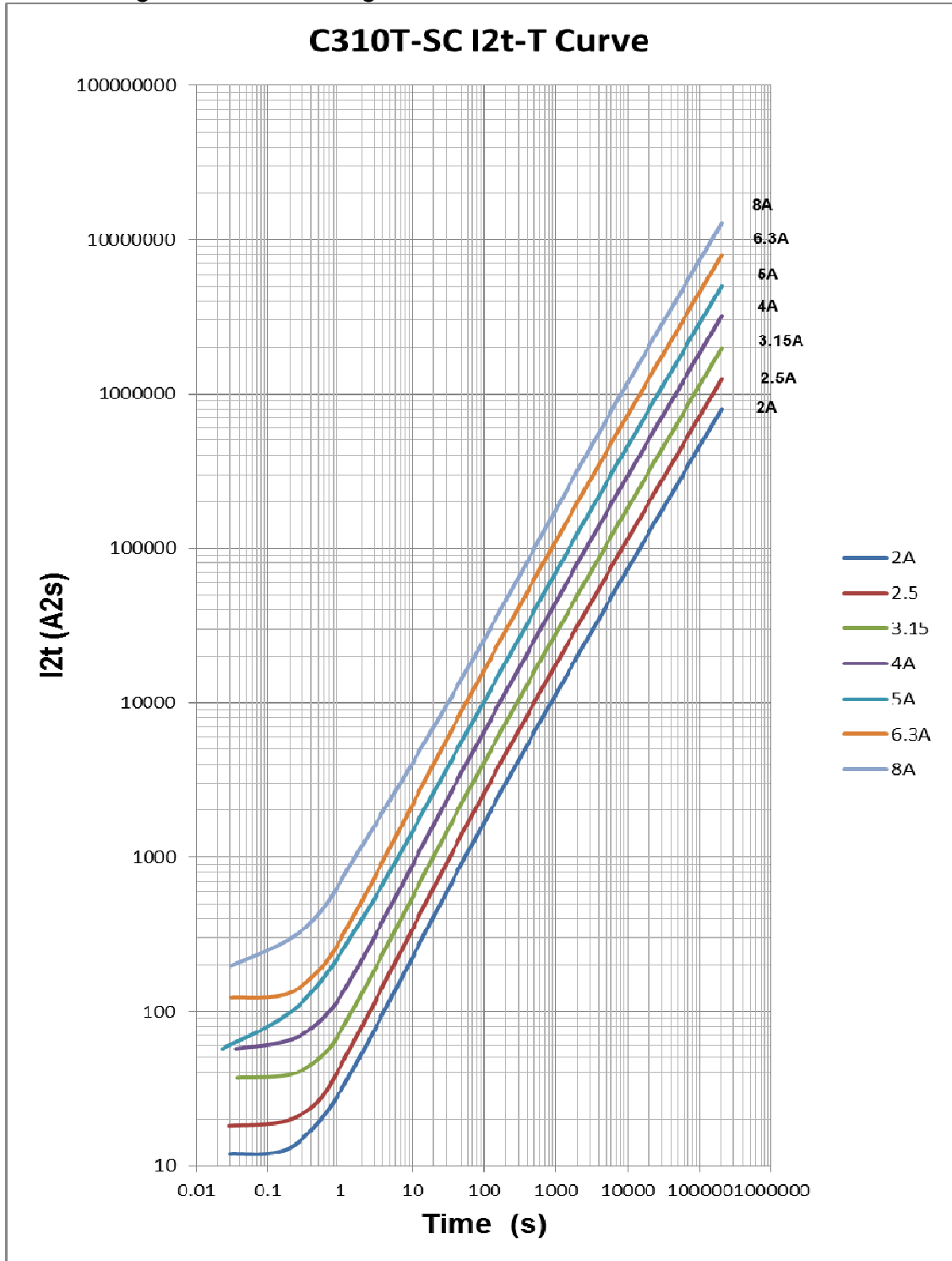
7.3. Time Current characteristic curve



	The information contained in this document is the property of Cooper Industries, Inc. It is not for public disclosure. Possession of the information does not convey any right to loan, sell or disclose the CONFIDENTIAL information. Unauthorized reproduction or use of the information is prohibited. This document is to be returned to Cooper Industries, Inc. upon completion of the purpose for which it is loaned or upon request.				
Rev. #	Revision Description	ECN	Date	Author	Appr.
F	Update item 7.3 & 7.4	SE15053	04/14/2015	Linda.Ding	Duren.Huang

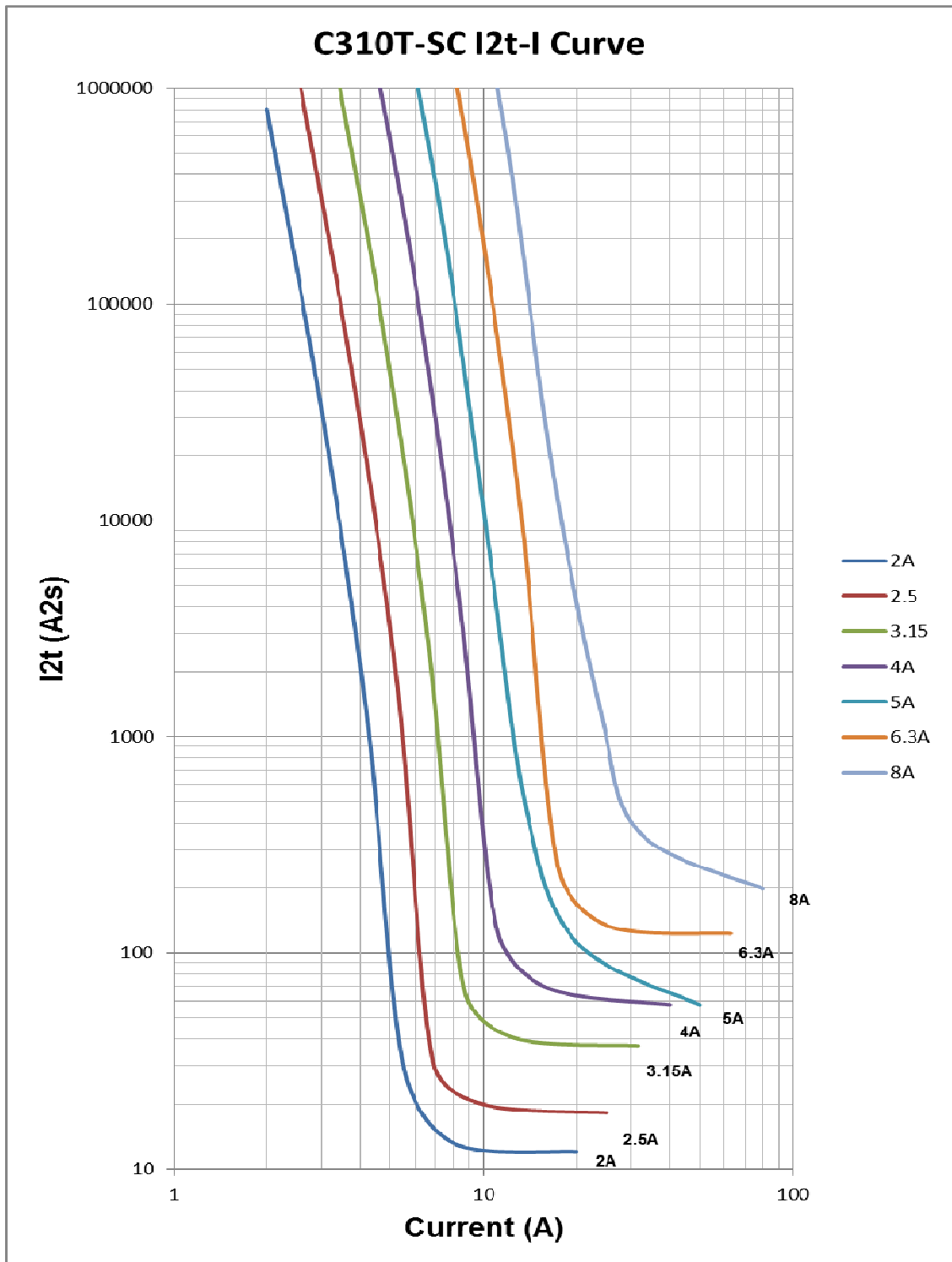
7.4. Melting I2T Curve

7.4.1. Pre-Acting I2T vs Pre-Acting Time curve



	The information contained in this document is the property of Cooper Industries, Inc. It is not for public disclosure. Possession of the information does not convey any right to loan, sell or disclose the CONFIDENTIAL information. Unauthorized reproduction or use of the information is prohibited. This document is to be returned to Cooper Industries, Inc. upon completion of the purpose for which it is loaned or upon request.				
Rev. #	Revision Description	ECN	Date	Author	Appr.
F	Update item 7.3 & 7.4	SE15053	04/14/2015	Linda.Ding	Duren.Huang

7.4.2. Pre-Acting I2T vs Current Curve



	The information contained in this document is the property of Cooper Industries, Inc. It is not for public disclosure. Possession of the information does not convey any right to loan, sell or disclose the CONFIDENTIAL information. Unauthorized reproduction or use of the information is prohibited. This document is to be returned to Cooper Industries, Inc. upon completion of the purpose for which it is loaned or upon request.				
Rev. #	Revision Description	ECN	Date	Author	Appr.
F	Update item 7.3 & 7.4	SE15053	04/14/2015	Linda.Ding	Duren.Huang

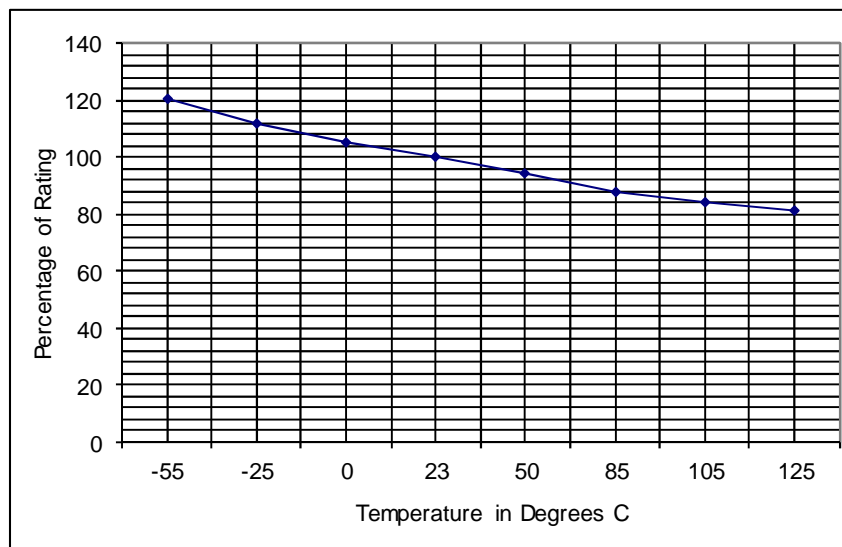
8. AGENCY CERTIFICATION AND APPROVAL INFORMATION

PN	Certification	Fuse Marking	
		1 st End	2 nd End
C310T-SC-2-R	VDE, cURus, CQC, TUV ,KC	T2A L 250V	BUSS C310T-SC
C310T-SC-2.5-R	VDE, cURus, CQC, TUV ,KC	T2.5A L 250V	BUSS C310T-SC
C310T-SC-3.15-R	VDE, cURus, CQC, TUV ,KC	T3.15A L 250V	BUSS C310T-SC
C310T-SC-4-R	VDE, cURus, CQC, TUV ,KC	T4A L 250V	BUSS C310T-SC
C310T-SC-5-R	VDE, cURus, CQC, TUV ,KC	T5A L 250V	BUSS C310T-SC
C310T-SC-6.3-R	VDE, cURus, CQC, TUV ,KC	T6.3A L 250V	BUSS C310T-SC
C310T-SC-8-R	cURus	T8A L 250V	BUSS C310T-SC

9. Temperature De-rating Curve

Normal ambient temperature: 23+/-3°C;

Operation temperature:-55°C~125 °C with proper correction factor, and the de-rating curve is showed as below.



The information contained in this document is the property of Cooper Industries, Inc. It is not for public disclosure. Possession of the information does not convey any right to loan, sell or disclose the CONFIDENTIAL information. Unauthorized reproduction or use of the information is prohibited. This document is to be returned to Cooper Industries, Inc. upon completion of the purpose for which it is loaned or upon request.					
Rev. #	Revision Description	ECN	Date	Author	Appr.
F	Update item 7.3 & 7.4	SE15053	04/14/2015	Linda.Ding	Duren.Huang

10. Reliability Test and Design Consideration

10.1. Reliability requirement

- Thermal shock Thermal Shock: MIL-STD-202G, Method 107G, Test Condition B (5 cycles, - 65°C to +125°C)
- Vibration: MIL-STD-202G, Method 201A
- Humidity: MIL-STD-202G, Method 103B, Testing Condition A (High RH (95%) and elevated Temp. (65°C) for 240h
- Salt Spray: MIL-STD-202G, Method 101D, Test Condition B
- Termination Pull out: >10N

10.2. Design Consideration

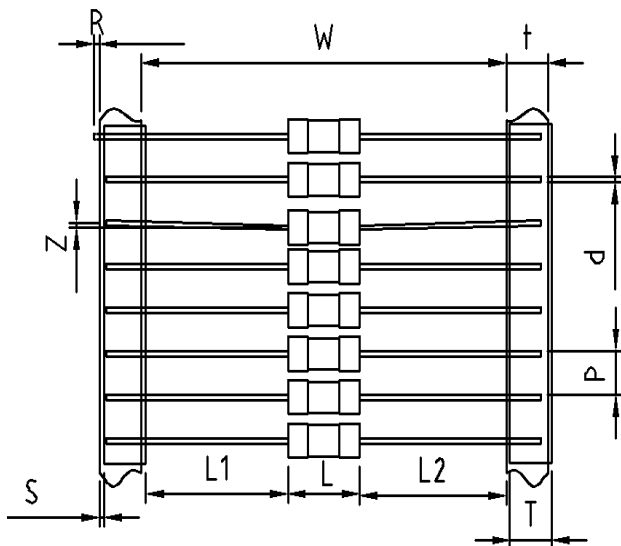
- Follow the recommend soldering conditions to avoid product deforming
- Do not use high temperature /high humidity and corrosive atmosphere like sulfide , chloride gas which could damage the solder-ability
- MSL(Moisture Sensitivity Levels) level according to J-STD-020 standard: Level 1 (Floor Life unlimited under condition <30°C/85%RH)
- Solder-ability requirement according to IPC/JEDEC J-STD-002C, Test D, test B1 and G1, use Sn/Ag/Cu (96.5/3.0/0.5) or equivalent solder and use activated flux #5 or equivalent flux.
- Use product within 6 months , if over 6 months , check solder-ability before use

	The information contained in this document is the property of Cooper Industries, Inc. It is not for public disclosure. Possession of the information does not convey any right to loan, sell or disclose the CONFIDENTIAL information. Unauthorized reproduction or use of the information is prohibited. This document is to be returned to Cooper Industries, Inc. upon completion of the purpose for which it is loaned or upon request.				
Rev. #	Revision Description	ECN	Date	Author	Appr.
F	Update item 7.3 & 7.4	SE15053	04/14/2015	Linda.Ding	Duren.Huang

11. Package Spec.

11.1.TR1 package spec.

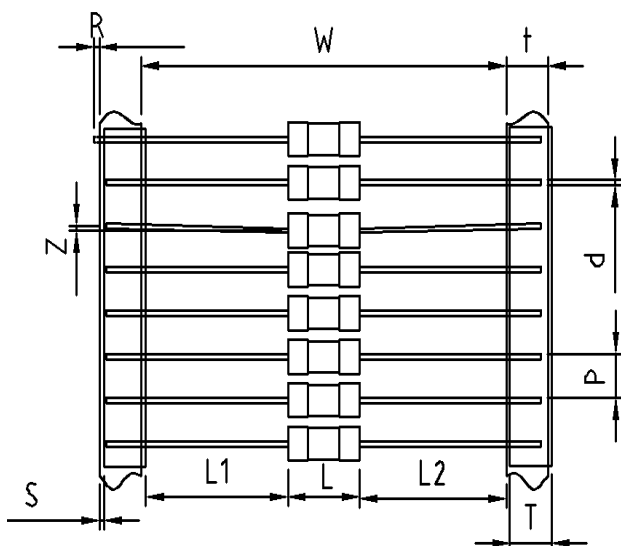
1500 pcs fuses in one reel with one Bussmann label and ROHS label on it. The reel is sealed in a bag. 5 bags in one cartoon, a Bussmann label and ROHS label on it.



Symbol	Dimension(mm)
W	60+/-1
P	5+/-0.5
L1-L2	1 Max
T	6.0+/-0.4
Z	1.2 Max
R	0.8 Max
S	0.8Max
t	6+/-0.4
d	0.6+/-0.05
L	10

11.2.TR2 package spec.

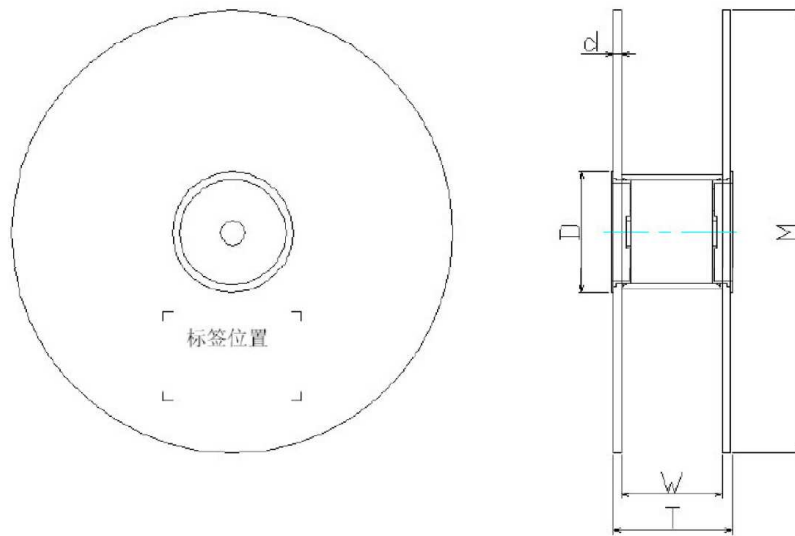
1500 pcs fuses in one reel with one Bussmann label and ROHS label on it. The reel is sealed in a bag. 5 bags in one cartoon, a Bussmann label and ROHS label on it.



Symbol	Dimension(mm)
W	52+/-1
P	5+/-0.5
L1-L2	1 Max
T	6.0+/-0.4
Z	1.2 Max
R	0.8 Max
S	0.8Max
t	6+/-0.4
d	0.6+/-0.05
L	11

The information contained in this document is the property of Cooper Industries, Inc. It is not for public disclosure. Possession of the information does not convey any right to loan, sell or disclose the CONFIDENTIAL information. Unauthorized reproduction or use of the information is prohibited. This document is to be returned to Cooper Industries, Inc. upon completion of the purpose for which it is loaned or upon request.					
Rev. #	Revision Description	ECN	Date	Author	Appr.
F	Update item 7.3 & 7.4	SE15053	04/14/2015	Linda.Ding	Duren.Huang

11.3.Reel Spec.



Unit: mm

M	W	T	D	d
250+/-1.0	67+/-1	72+/-1	70.5+/-0.5	2.2+/-0.15

12. Agency Certification and Approval Information

CQC: 13012103410, 12012086705

TUV: J 50247281, J 50235242

VDE: 40036716

cURus: E19180

KC: SU05011-13001, SU05030-13006

13. END

	The information contained in this document is the property of Cooper Industries, Inc. It is not for public disclosure. Possession of the information does not convey any right to loan, sell or disclose the CONFIDENTIAL information. Unauthorized reproduction or use of the information is prohibited. This document is to be returned to Cooper Industries, Inc. upon completion of the purpose for which it is loaned or upon request.				
Rev. #	Revision Description	ECN	Date	Author	Appr.
F	Update item 7.3 & 7.4	SE15053	04/14/2015	Linda.Ding	Duren.Huang