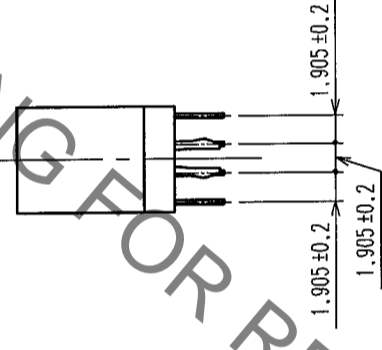
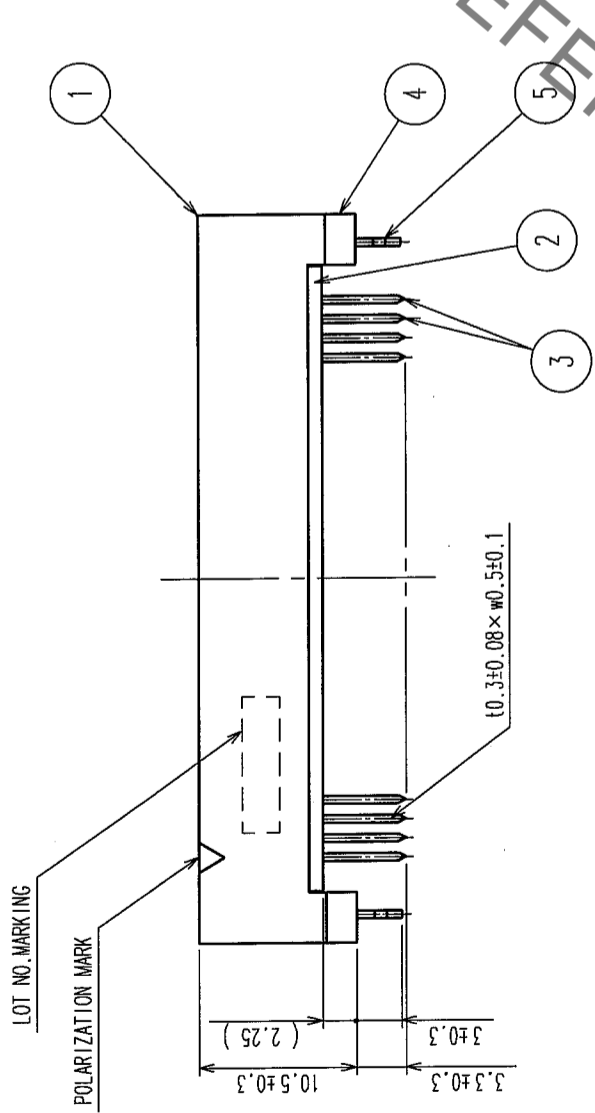
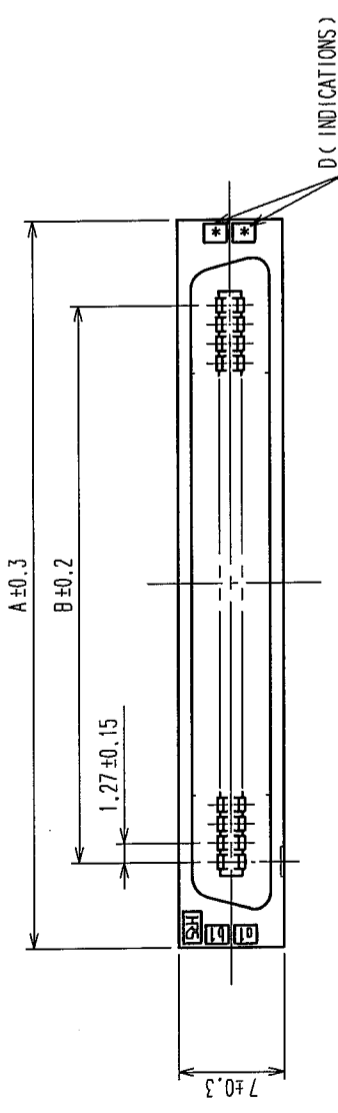
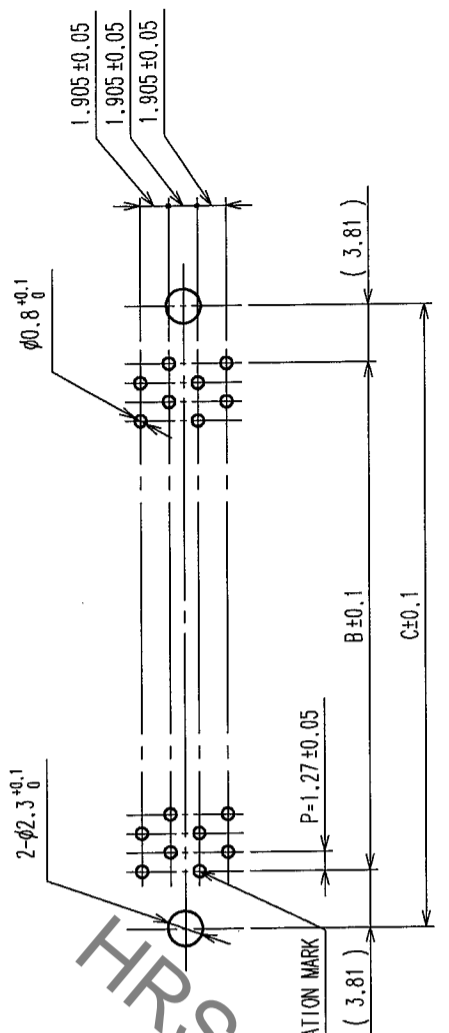


May.1.2023 Copyright 2023 HIROSE ELECTRIC CO., LTD. All Rights Reserved.
 In case of consideration for using Automotive equipment / device which demand high reliability, kindly contact our sales window correspondents.

COUNT	DESCRIPTION OF REVISIONS	BY	CHKD	DATE	COUNT	DESCRIPTION OF REVISIONS	BY	CHKD	DATE



RECOMMEND PC BOARD HOLE PATTERN (MOUNTING SIDE)
 $t=1.6$



PART No.	CODE No.	A	B	C	D
FX2C2-20P-1.27DSL(71)	CL572-2271-3-71	20	22.75	11.43	19.05
FX2C2-32P-1.27DSL(71)	CL572-2272-6-71	32	30.37	19.05	26.67
FX2C2-40P-1.27DSL(71)	CL572-2273-9-71	40	35.45	24.13	31.75
FX2C2-52P-1.27DSL(71)	CL572-2274-1-71	52	43.07	31.75	39.37
FX2C2-60P-1.27DSL(71)	CL572-2275-4-71	60	48.15	36.83	44.45
FX2C2-68P-1.27DSL(71)	CL572-2276-7-71	68	53.23	41.91	49.53
FX2C2-80P-1.27DSL(71)	CL572-2277-0-71	80	60.85	49.53	57.15
FX2C2-100P-1.27DSL(71)	CL572-2278-2-71	100	73.55	62.23	69.85
FX2C2-120P-1.27DSL(71)	CL572-2279-5-71	120	86.25	74.93	82.55

NOTES 1. THE DIMENSIONS IN PARENTHESES ARE FOR REFERENCE.
 2. NUMBER OF PIN.

NO.	MATERIAL	FINISH, REMARKS	NO.	MATERIAL	FINISH, REMARKS
5	PHOSPHOR BRONZE	TIN-PLATING	3	PHOSPHOR BRONZE	CONTACT AREA: GOLD 0.2μ m min DIP AREA: TIN-PLATING 2μ m min
4	POLYAMIDE	BLACK UL94V-0			
1,2	POLYAMIDE	BLACK UL94V-0			

CODE NO. (OLD)	CL	DRAWN	DESIGNED	CHECKED	APPROVED	RELEASED
		I. OKAYAMA	K. NAKAMURA	H. OKAWA	H. OKAWA	
		04.06.02	04.06.02	04.06.09	04.06.09	

DRAWING NO.	EDC3-083050-21	PART NO.	FX2C2-**-P-1.27DSL(71)
SCALE	FREE	CODE NO.	CL572
UNITS	mm		

TO	
PCK	